

# LC1G150KUEN

High power contactor, TeSys Giga, 3 pole (3NO), AC-3  $\leq 440\text{V}$  150A, standard version, 100...250V wide band AC/DC coil



## Main

Range	TeSys
Range of Product	TeSys Giga
Product or Component Type	Contacteur
Device short name	LC1G
Contacteur application	Power switching Motor control
Utilisation category	AC-1 AC-3 AC-3e AC-4 AC-5a AC-5b AC-6a AC-6b AC-8a AC-8b DC-1 DC-3 DC-5
Poles description	3P
[Ue] rated operational voltage	$\leq 1000\text{ V AC } 50/60\text{ Hz}$ $\leq 300\text{ V DC}$
[Ie] rated operational current	275 A 104 °F (40 °C) 440 V AC-1 150 A 104 °F (40 °C) 440 V AC-3
[Uc] control circuit voltage	100...250 V AC/DC 50/60 Hz
Color	Dark grey

## Complementary

[Uimp] rated impulse withstand voltage	8 kV
Overvoltage category	III
[Ith] conventional free air thermal current	275 A 104 °F (40 °C)
Rated breaking capacity	1450 A 440 V
[Icw] rated short-time withstand current	1.2 kA - 10 s 0.7 kA - 30 s 0.6 kA - 1 min 0.45 kA - 3 min 0.35 kA - 10 min
Associated fuse rating	160 A aM 440 V 160 A aM 690 V 315 A gL 690 V
Average impedance	0.00018 Ohm
[Ui] rated insulation voltage	1000 V
Power dissipation per pole	10 W AC-1 - Ith 275 A 5 W AC-3 - Ith 150 A
Compatibility code	LC1G
Pole contact composition	3 NO
Auxiliary contact composition	1 NO + 1 NC
Network Frequency	50/60 Hz 16.67...400 Hz

The information provided in this documentation contains general descriptions and/or technical characteristics of the performance of the products contained herein. This documentation is not intended as a substitute for and is not to be used for determining suitability or reliability of these products for specific user applications. It is the duty of any such user or integrator to perform the appropriate and complete risk analysis, evaluation and testing of the products with respect to the relevant specific application or use thereof. Neither Schneider Electric Industries SAS nor any of its affiliates or subsidiaries shall be responsible or liable for misuse of the information contained herein.

Motor power kW	37 KW 230 V AC 50/60 Hz AC-3e) 75 KW 400 V AC 50/60 Hz AC-3e) 75 KW 415 V AC 50/60 Hz AC-3e) 90 KW 440 V AC 50/60 Hz AC-3e) 90 KW 500 V AC 50/60 Hz AC-3e) 90 KW 690 V AC 50/60 Hz AC-3e) 75 KW 1000 V AC 50/60 Hz AC-3e) 37 KW 230 V AC 50/60 Hz AC-3) 75 KW 400 V AC 50/60 Hz AC-3) 75 KW 415 V AC 50/60 Hz AC-3) 90 KW 440 V AC 50/60 Hz AC-3) 90 KW 500 V AC 50/60 Hz AC-3) 90 KW 690 V AC 50/60 Hz AC-3) 75 KW 1000 V AC 50/60 Hz AC-3) 37 KW 230 V AC 50/60 Hz AC-4) 75 KW 400 V AC 50/60 Hz AC-4) 75 KW 415 V AC 50/60 Hz AC-4) 80 KW 440 V AC 50/60 Hz AC-4) 90 KW 500 V AC 50/60 Hz AC-4) 90 KW 690 V AC 50/60 Hz AC-4) 75 kW 1000 V AC 50/60 Hz AC-4)
Maximum Horse Power Rating	40 Hp 200/208 V at 60 Hz 50 Hp 230/240 V at 60 Hz 100 Hp 460/480 V at 60 Hz 125 hp 575/600 V at 60 Hz
Irms rated making capacity	1890 A 440 V
Control circuit voltage limits	Operational 0.8...1.1 U <sub>c</sub> AC/DC 140 °F (60 °C)) Drop-out 0.1...0.45 U <sub>c</sub> AC/DC 140 °F (60 °C))
Coil technology	Built-in bidirectional peak limiting
Mechanical durability	5 Mcycles 8 Mcycles with sub-assembly substitution
Inrush power in VA (50/60 Hz, AC)	540 VA
Inrush power in W (DC)	380 W
Hold-in power consumption in VA (50/60 Hz, AC)	12.4 VA
Hold-in power consumption in W (DC)	7.8 W
Operating time	45...60 ms closing 15...45 ms opening
Maximum operating rate	300 Cyc/H AC-1 500 Cyc/H AC-3 500 Cyc/H AC-3e 150 cyc/h AC-4
Connections - terminals	Power circuit bar 2 25 x 6 mm Power circuit lugs-ring terminals 1 0.29 in <sup>2</sup> (185 mm <sup>2</sup> ) Power circuit bolted connection Control circuit push-in 1 0.00...0.00 in <sup>2</sup> (0.2...2.5 mm <sup>2</sup> ) solid stranded without cable end Control circuit push-in 1 0.00...0.00 in <sup>2</sup> (0.25...2.5 mm <sup>2</sup> ) flexible with cable end Control circuit push-in 2 0.00...0.00 in <sup>2</sup> (0.5...1.0 mm <sup>2</sup> ) with cable end Control circuit push-in 0.00...0.00 in <sup>2</sup> (0.75...2.5 mm <sup>2</sup> ) solid stranded without cable end Control circuit push-in 0.00...0.00 in <sup>2</sup> (0.75...2.5 mm <sup>2</sup> ) flexible with cable end
Connection pitch	1.38 in (35 mm)
Mounting Support	Plate
Standards	EN/IEC 60947-4-1 EN/IEC 60947-5-1 UL 60947-4-1 CSA C22.2 No 60947-4-1 JIS C8201-4-1 JIS C8201-5-1
Product certifications	CB Scheme CCC CULus EAC CE UKCA EU-RO-MR by DNV-GL
Tightening torque	159.31 lbf.in (18 N.m)
Height	7.60 in (193 mm)
Width	4.13 in (105 mm)
Depth	7.60 in (193 mm)
Net Weight	7.94 lb(US) (3.6 kg)

## Environment

IP degree of protection	IP2x front face with shrouds IEC 60529 IP2x front face with shrouds VDE 0106
Ambient Air Temperature for Operation	-13...140 °F (-25...60 °C)
Ambient Air Temperature for Storage	-76...176 °F (-60...80 °C)
Mechanical robustness	Vibrations 5...300 Hz 2 gn contactor open Vibrations 5...300 Hz 4 gn contactor closed Shocks 10 gn 11 ms contactor open Shocks 15 gn 11 ms contactor closed
Protective treatment	TH
Permissible ambient air temperature around the device	-40...158 °F (-40...70 °C) at Uc





## Ordering and shipping details

Category	22329-TESYS GIGA CONTACTORS
Discount Schedule	I12
GTIN	3606481921932
Nbr. of units in pkg.	1
Package weight(Lbs)	10.80 lb(US) (4.9 kg)
Returnability	Yes

## Packing Units

Unit Type of Package 1	PCE
Package 1 Height	8.23 in (20.9 cm)
Package 1 width	7.99 in (20.3 cm)
Package 1 Length	13.39 in (34 cm)
Unit Type of Package 2	S06
Number of Units in Package 2	6
Package 2 Weight	91.27 lb(US) (41.4 kg)
Package 2 Height	28.94 in (73.5 cm)
Package 2 width	23.62 in (60 cm)
Package 2 Length	31.50 in (80 cm)
Unit Type of Package 3	P06
Number of Units in Package 3	8
Package 3 Weight	133.82 lb(US) (60.7 kg)
Package 3 Height	34.84 in (88.5 cm)
Package 3 width	23.62 in (60 cm)
Package 3 Length	31.50 in (80 cm)

## Offer Sustainability

Sustainable offer status	Green Premium product
California proposition 65	WARNING: This product can expose you to chemicals including: Styrene, which is known to the State of California to cause cancer, and Bisphenol A (BPA), which is known to the State of California to cause birth defects or other reproductive harm. For more information go to <a href="http://www.P65Warnings.ca.gov">www.P65Warnings.ca.gov</a>
REACH Regulation	 <a href="#">REACH Declaration</a>
EU RoHS Directive	Compliant  <a href="#">EU RoHS Declaration</a>
Mercury free	Yes
RoHS exemption information	 Yes
China RoHS Regulation	 <a href="#">China RoHS Declaration</a>
PVC free	Yes
Halogen content performance	Halogen free plastic parts product