

FEATURES & SPECIFICATIONS

INTENDED USE — The adjustable LED Gimbal downlighting module is 80% more efficient than incandescent luminaires, performing for 35,000 hours or more with exceptional energy efficiency and near zero maintenance. The LED Gimbal is intended for sloped ceiling applications, grazing textured surfaces, wall washing, and highlighting artwork or other architectural features. Retrofits into most existing recessed downlighting installations or new construction and remodel applications.

CONSTRUCTION — Spun steel gimbal reflectors with 180° of rotation and at least 35° of adjustable tilt in both directions. Driver affixed to a static yoke to allow maximization of LED light engine rotation and pivot movements.

OPTICS — Diffused lens at end of mixing chamber to provide even light distribution for general illumination, equivalent to 65W incandescent flood lamp.

Wide flood beam angle at >90°. CRI >90. Equivalent to 65W incandescent. The LED module maintains at least 70% light output for 35,000 hours.

ELECTRICAL — Primary power disconnect provided for simple connection to a dedicated LED connector in the housing. Dimming down to 15%. For compatible dimmers, refer to [Compatible Dimmers Chart](#).

INSTALLATION — Suitable for installation in standard height rough-in sections. E26 socket adapter (except in the state of California for configurations specified in footnotes on ordering information) and splice kit ships standard. This enables easy installation or permanent conversion to an LED source for Title 24 compliance. Trim retention is achieved by utilizing two side-mounted torsion springs to ensure a consistently tight fit with the ceiling and easy installation.

LISTINGS — CSA certified to US and Canadian safety standards. ENERGY STAR® certified; California T24 compliant. Damp location listed.

WARRANTY — 5-year limited warranty. This is the only warranty provided and no other statements in this specification sheet create any warranty of any kind. All other express and implied warranties are disclaimed. Complete warranty terms located at www.acuitybrands.com/support/warranty/terms-and-conditions

Note: Actual performance may differ as a result of end-user environment and application.

All values are design or typical values, measured under laboratory conditions at 25 °C.

Specifications subject to change without notice.

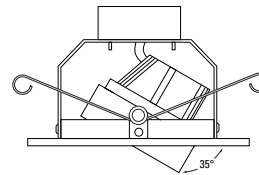
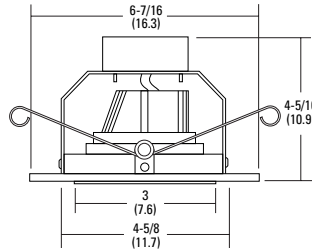
Catalog Number
Notes
Type

5G1

IC/Non-IC
Retrofit Gimbal



Specifications	
Aperture:	3 (7.6)
Ceiling opening:	as rough-in
Length:	4-5/8 (11.7)
Height:	4-5/16 (10.9)
Overlap trim:	6-7/16 (16.3)



All dimensions are in inches (centimeters) unless otherwise indicated.

ORDERING INFORMATION

Example: 5G1MB LED 27K 90CRI

5G1		LED						
Series/Finish		Lamp	CCT/CRI/W/Lumens ¹		Voltage		Options	
<u>Series</u>	<u>Finish</u>	LED	27K 90CRI 2700K / 91CRI / 10.9W / 680L ²		(blank) 120V		L/SKTWHIP No E26 Adapter (CA only)	
5G1	5" Gimbal module	MB Matte black					L5 IC rated, new construction rough-in ³	
							L5R IC rated, remodel rough-in ³	

Accessories: Order as separate catalog number.			
TSAS	Makes non-bracket housings compatible with LED module	RK1 CG52178 E26 ADAPTER/MALE PLUG BAL DISC ASM	E26 Adapter

Notes

- Total system delivered lumens.
- L/SKTWHIP must be selected for 27K product shipping to California.
- Must be ordered on a separate line.

5G1 5" LED Gimbal Module

PHOTOMETRICS

Distribution Curve

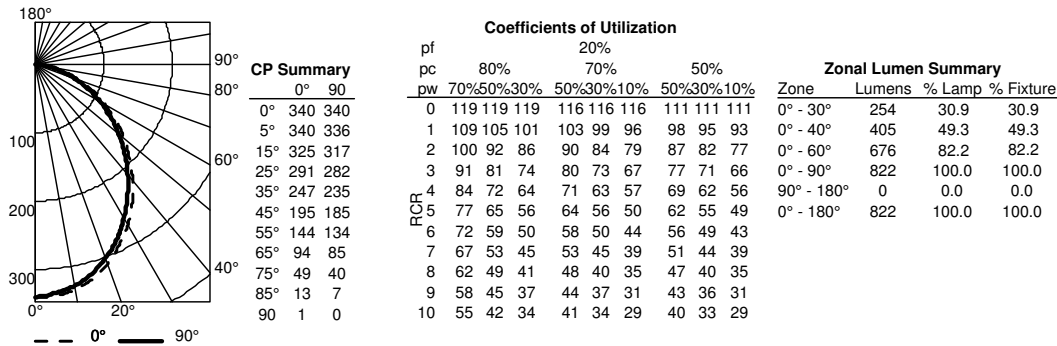
Distribution Data

Output Data

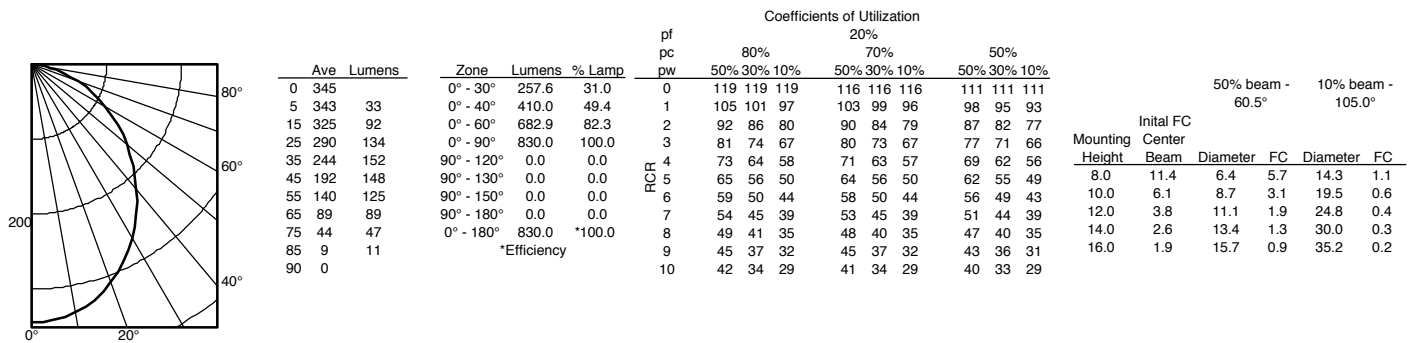
Coefficient of Utilization

Illuminance Data at 30" Above Floor for a Single Luminaire

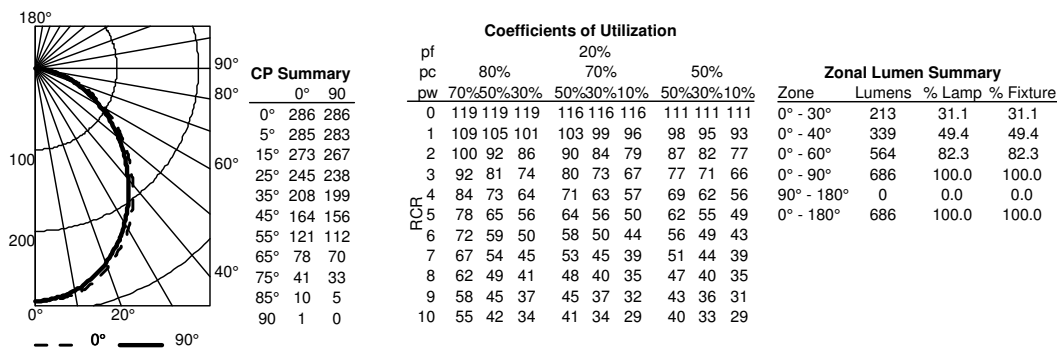
5G1MW LED 40K 90CRI, 4000 K LEDs, input watts: 10.5, delivered lumens: 822, LM/W=78, test no. LTL28361, tested in accordance with IESNA LM 79-80.



5G1MW LED 30K 90CRI, 3000 K LEDs, input watts: 10.2, delivered lumens: 830, LM/W=82, test no. LTL28360, tested in accordance with IESNA LM 79-80.



5G1MW LED 27K 90CRI, 2700 K LEDs, input watts: 10.9, delivered lumens: 686, LM/W=63, test no. LTL28356, tested in accordance with IESNA LM 79-80.



ENERGY DATA - 5G1			
Lumens	680	780	800
watts	10.9	10.2	10.45
LPW	62.3	76.4	76.6
CRI	92	91	94
Color Temp	2700	3000	4000
Minimum Starting Temp	0°F (-18°C)	0°F (-18°C)	0°F (-18°C)
EMI/RFI	FCC Title 47 CFR, Part 15, Class A	FCC Title 47 CFR, Part 15, Class A	FCC Title 47 CFR, Part 15, Class A
Min. Power Factor	0.80	0.80	0.80
Input current	0.09A	0.09A	0.09A

5G1 5" LED Gimbal Module

Lithonia Lighting

LED lighting facts
A Program of the U.S. DOE

Light Output (Lumens)	680
Watts	10.9
Lumens per Watt (Efficacy)	62.39

Color Accuracy Color Rendering Index (CRI)	91
---	----

Light Color
Correlated Color Temperature (CCT) **2700 (Warm White)**

Warm White Bright White Daylight

2700K 3000K 4500K 6500K

All results are according to IESNA LM-79-2008: Approved Method for the Electrical and Photometric Testing of Solid-State Lighting. The U.S. Department of Energy (DOE) verifies product test data and results.

Visit www.lightingfacts.com for the Label Reference Guide.

Registration Number: JB22-GM46VD (7/15/2015)
Model Number: 5G1XX LED 27K
Type: Luminaire - Downlight

Lithonia Lighting

LED lighting facts
A Program of the U.S. DOE

Light Output (Lumens)	780
Watts	10.2
Lumens per Watt (Efficacy)	76.47

Color Accuracy Color Rendering Index (CRI)	91
---	----

Light Color
Correlated Color Temperature (CCT) **3000 (Bright White)**

Warm White Bright White Daylight

2700K 3000K 4500K 6500K

All results are according to IESNA LM-79-2008: Approved Method for the Electrical and Photometric Testing of Solid-State Lighting. The U.S. Department of Energy (DOE) verifies product test data and results.

Visit www.lightingfacts.com for the Label Reference Guide.

Registration Number: JB22-BZBLJD (7/15/2015)
Model Number: 5G1XX LED 30K [upgraded 7-1-15]
Type: Luminaire - Downlight

Lithonia Lighting

LED lighting facts
A Program of the U.S. DOE

Light Output (Lumens)	800
Watts	10.45
Lumens per Watt (Efficacy)	76.56

Color Accuracy Color Rendering Index (CRI)	94
---	----

Light Color
Correlated Color Temperature (CCT) **4000 (Bright White)**

Warm White Bright White Daylight

2700K 3000K 4500K 6500K

All results are according to IESNA LM-79-2008: Approved Method for the Electrical and Photometric Testing of Solid-State Lighting. The U.S. Department of Energy (DOE) verifies product test data and results.

Visit www.lightingfacts.com for the Label Reference Guide.

Registration Number: JB22-Q17DOX (7/15/2015)
Model Number: 5G1XX LED 40K
Type: Luminaire - Downlight

Lithonia Lighting

LED lighting facts
A Program of the U.S. DOE

Light Output (Lumens)	600
Watts	10.8
Lumens per Watt (Efficacy)	55

Color Accuracy Color Rendering Index (CRI)	83
---	----

Light Color
Correlated Color Temperature (CCT) **3000 (Bright White)**

Warm White Bright White Daylight

2700K 3000K 4500K 6500K

Warranty Yes**

All results, except LED Lumen Maintenance, are according to IESNA LM-79-2008: Approved Method for the Electrical and Photometric Testing of Solid-State Lighting. The U.S. Department of Energy (DOE) verifies product test data and results.

** See www.lightingfacts.com/products for details.

Registration Number: JB22-V88B3F (6/19/2013)
Model Number: 5G1 [Upgraded 051413]
Type: Recessed downlight