

Heavy industrial LED lighting
Champ® Pro PFMA LED luminaires

CROUSE-HINDS
SERIES

Champ® PFMA

LED floodlights for heavy industrial areas



EATON

Powering Business Worldwide

Safe. Reliable. Efficient.

Featuring a broad range of LED luminaires for harsh and heavy industrial environments, Eaton's Crouse-Hinds delivers lighting solutions that perform reliably in even the worst operating conditions. This reduces energy, maintenance, and manpower costs.

Why LED?

Energy efficiency

LED average energy consumption is significantly less than traditional fluorescent and HID fixtures

Start/restart time

Instant illumination vs. 10 minute restrike time for HID

Light quality

Higher color rendering compared to fluorescent and HID

Environmental benefits

Mercury-free LED eliminates disposal costs and lower energy consumption for a smaller carbon footprint

Why Crouse-Hinds?

Industry-best reliability

Built to withstand a wide array of applications

Thermal management

Effective heat sinking ensures longer life

Quality of light

Custom optics designed to maximize light distribution and intensity

Globally certified

Designed to global specifications for IEC and NEC applications

Serviceable drivers

Easy access to drivers for service or replacement

Design features

Versatile design

- Can be used for outdoor or indoor applications, and for a wide range of mounting heights depending on model and light level requirement

Smaller and lighter*

- 25% smaller footprint
- 10 lbs. (4.5 kg) less weight

*Compared to Champ Pro PFM generation I models

Full frame yoke

- Designed to utilize the SFA6 slipfitter and SWB6 wall mount bracket, making it ideal for retrofit or new installations



High lumen output:

- Up to 144 lumens per watt
- Up to 72% energy savings over traditional HID fixtures (compared to 400W MH)



Multiple lens options:

- Tempered clear glass lens standard
- Polycarbonate and diffused glass lens options available

Rugged heat sink

- Heat sink designed to perform and provide maximum light levels in high ambient temperatures up to +65°C and as low as -40°C
- Thick walled castings make for a tough, rugged housing that keeps the internal driver and LED temperature down



Why choose Champ PFMA floodlights?

Reliable floodlights. PFMA LED luminaires are engineered to deliver high lumen output and maintenance-free long life in the toughest conditions.

PFMA13L vs. 400 watt HID



72%
ENERGY
EFFICIENCY



75%
TOTAL COST
OF OWNERSHIP



100%
MAINTENANCE
REDUCTION

Assumptions: Calculations based on overall life of the LED system. Energy cost of \$.09 per kilowatt; 24 hour per day operation; labor rate of \$75 each for 2 workers; average time for fixture maintenance of 1 hour.

Features & specifications

Champ Pro PFMA LED floodlights

Champ PFMA LED floodlights are designed to provide full-spectrum, crisp, white light. Four versions of the Champ PFMA are available, from 9,000 to 15,000 lumens, providing ideal solutions for a wide range of harsh and heavy industrial applications.

Up to 75% reduction in energy costs and 150,000 hours of continuous operation.

Model number	Nominal lumens*	Wattage	Lumens per watt	Equivalent HID luminaire
PFMA9L	9,479	67	142	250W
PFMA11L	11,776	82	144	320W
PFMA13L	13,362	93	143	400W
PFMA15L	15,183	108	140	500W

*Tolerance +/- 10%; @120 VAC, 25°C ambient, 7x6 optics.

Applications:

- Locations requiring continuous and consistent light levels in extreme ambient temperatures
- Areas requiring frequent on-and-off of lights
- Where extremely corrosive, wet, dusty, hot and/or cold conditions exist
- Manufacturing plants; heavy industrial, chemical, food and beverage facilities; mining; platforms; loading docks; tunnels; outdoor wall and pole mounted areas

LED system:

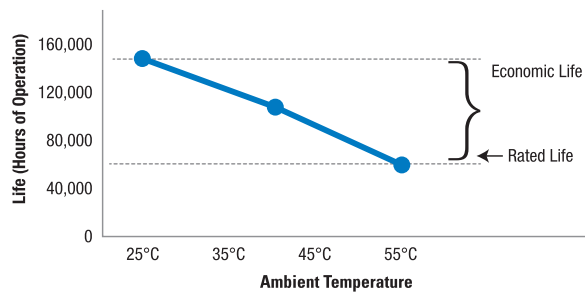
- Cool white (5000K, 70 CRI) and warm white (3000K, 80 CRI)
- Custom designed optics – 7x6 standard, 3x3 optional (3L-15L)

Champ PFMA LED benefits:

- Instant illumination and restrike
- Dimmable driver, 0-10V
- Better visibility with crisp, white light
- Cold temperature operation / no warm-up required
- Serviceable drivers
- Easy installation – yoke design to mount to SFA6
- Energy-efficient technology – up to 72% energy savings over HID fixtures
- 60,000 hours of rated life at 55°C – eliminates need for frequent lamp replacement
- Contains no mercury or other hazardous substances
- Shock- and vibration-resistant solid-state luminaires have no filaments or glass components that could break – greatly reduces the risk of premature failure
- Operating ambient -40°C to 65°C
- 5 year fixture warranty‡

‡Extension of standard terms and conditions to five years.

LED system lifetime rated versus economic life:



Economic life can range anywhere between 50,000 to 150,000 hours, or 5 to 20 years of maintenance-free operation.

Fixture life and years of maintenance-free operation

Ambient temperature	Fixture life (hours)	No. of years at 24 hours usage	No. of years at 12 hours usage
25°C	150,000	17	34
40°C	90,000	10	20
55°C	60,000	7	14

*Over 5 years of continuous operation at 65°C ambient.

Fixture life:

- Rated life of 60,000 hours @ 55°C operating ambient and 24/7 continuous operation for 365 days
- Economic life of 150,000 hours @ 25°C ambient

Electrical ratings:

Model number	Input power (watts)	Input amps at 120-277 VAC	PFMA9L - PFMA15L
PFMA9L	67-69	0.78 - 0.28	Voltage range, VAC* 100-277V @ 50/60 Hz; 347-480V @ 50/60 Hz Voltage range, VDC 127-250V Power factor >0.9**
PFMA11L	81-84	0.84 - 0.30	
PFMA13L	91-95	0.95 - 0.34	
PFMA15L	107-113	1.12 - 0.40	

*IEC voltage: 100-240VAC @ 50/60 Hz

Drivers:

Option	PFMA9L - PFMA15L
UNV1	NEC: 100-277 VAC, 50/60 Hz; 127-250 VDC IEC: 100-240 VAC, 50/60 Hz; 127-250 VDC
UNV34*	NEC/CEC only: 347-480 VAC, 50/60 Hz

*UNV34 driver available for PFMA9L-15L only

Standard materials:

- Lamp housing and adapter – die cast aluminum with Corro-free™ epoxy powder coat
- Lens – heat- and impact-resistant glass (standard)
- Gaskets – silicone and neoprene
- External hardware – stainless steel



Certifications and compliances:

NEC and CEC

- Wet Locations, ABS, Type 4X, IP66

UL Standards

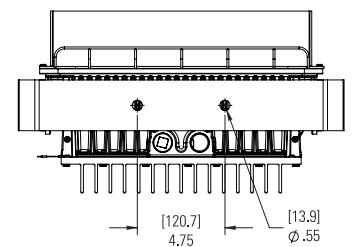
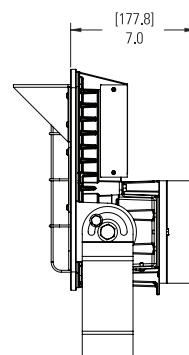
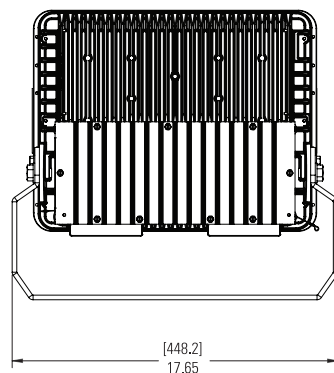
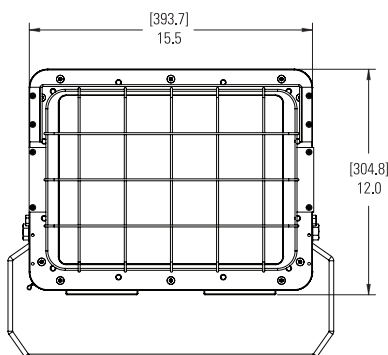
- UL1598 Luminaires, UL1598A Marine, UL8750

CSA Standard

- cUL Listed to CSA Standard CSA C22.2 No. 250

Weights and dimensions:

Model number	Lbs.	Kg.	Width		Height		Depth	
			in.	mm.	in.	mm.	in.	mm.
PFMA9L-PFMA15L	32	14.5	15.5	393.7	12.0	304.8	7.0	177.8



Ordering information

Part number example

PFMA9LCY-UNV1-76-M20-S891-BZ

Champ PFMA floodlight, 9,479 lumens, cool white, yoke mount, 100-277 VAC driver, 20mm entry, diffused glass lens, bronze paint

PFMA 9L C Y - UNV1 - 76 - M20 - S891 - BZ

Light source/intensity

9L	9,479 nominal lumens*
11L	11,776 nominal lumens*
13L	13,362 nominal lumens*
15L	15,183 nominal lumens*

*7x6 model

Color temperature

C	5000K, 70 CRI (cool white)
W	3000K, 80 CRI (warm white)

Mount

Y	Yoke
----------	------

Voltage

UNV1	100 - 277 VAC, 50/60 Hz; 127 - 250 VDC
UNV34	347-480 VAC, 50/60 Hz

Optical distribution

76	7x6 floodlight pattern optics
33	3x3 floodlight pattern optics

Entries

BLANK	¼" NPT
M20	20mm
M25	25mm

Paint

BLANK	Gray
BZ	Bronze
WH	White

Lens material

BLANK	Clear glass lens
S891	Diffused glass lens
S903	Polycarbonate lens

Accessories (ordered separately)

BLHN	Bull horn, gray	DSV2	Bolt-on visor	SFA6	Slipfitter
BLHN-BZ	Bull horn, bronze	P62	Bolt-on wire guard	SWB6	Slipfitter wall mount
BLHN-WH	Bull horn, white	SC831	Safety cable		

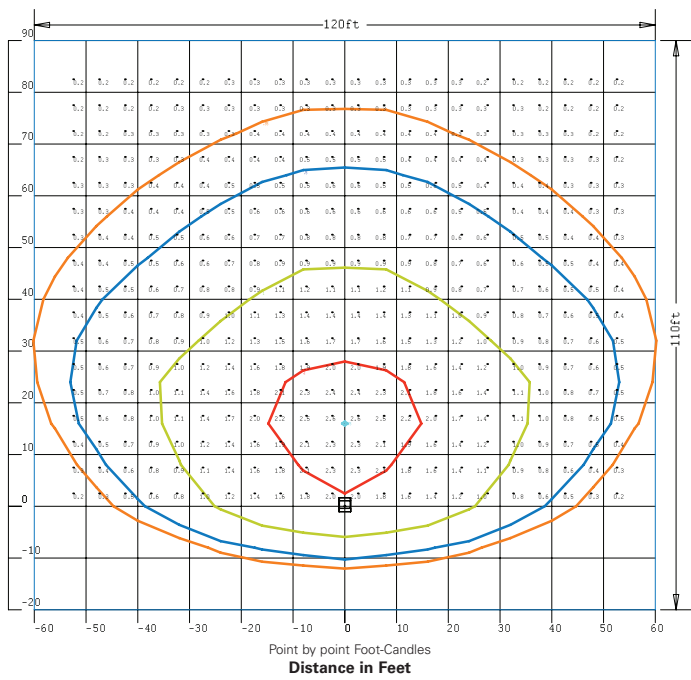
Replacement driver kits (ordered separately)

FMVA 9-11-13L UNV1 DRIVER KIT	UNV1 replacement driver kit for 9L, 11L and 13L models
FMVA 15L UNV1 DRIVER KIT	UNV1 replacement driver kit for 15L model
FMVA 9L-11L UNV34 DRIVER KIT	UNV34 replacement driver kit for 9L and 11L models
FMVA 13L-15L UNV34 DRIVER KIT	UNV34 replacement driver kit for 13L and 15L models

Photometric data

7x6 optics

PFMA13L Height: 40 ft.; Tilt angle: 45°



Effective projected area (ft.-sq.):

Position	PFMA9L-15L
@ 0° Tilt	1.5
@ 45° Backwards tilt	1.1
@ 60° Forward tilt	0.8


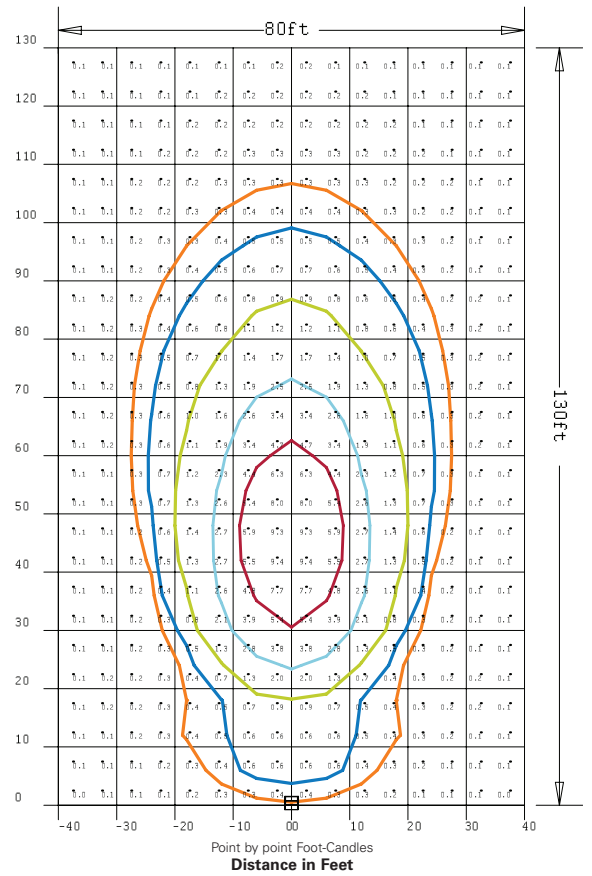
Lumen output for clear glass lens model, 7x6 optics

PFMA9L	PFMA11L	PFMA13L	PFMA15L
9,479	11,776	13,362	15,183

Higher average footcandles/lux, uniformity and distribution coverage with **72% less energy consumption** compared to 400W metal halide.

3x3 optics

PFMA11L Height: 30 ft.; Tilt angle: 45°



**U.S. (global headquarters):
Eaton's Crouse-Hinds business**

1201 Wolf Street
Syracuse, NY 13208

(866) 764-5454
FAX: (315) 477-5179
FAX Orders Only:
(866) 653-0640

crousecustomerctr@eaton.com

Eaton's B-Line business

509 West Monroe Street
Highland, IL 62249

800-851-7415
FAX: 618-654-1917
Eaton.com/b-lineseries

IEC Electrical

(CEAG products)
49 (0) 6271 806-500
FAX: 49 (0) 6271 806-476
Info-ex@eaton.com

Airport Lighting

866-764-5454
CrouseCustomerCTR@Eaton.com

Mexico/Latin America/Caribbean

52-555-804-4000
FAX: 52-555-804-4020
ventascentromex@eaton.com

Haz Area Communications

(MEDC, Hernis, Oxalis, FHF Sonix)
44 (0) 1623 444400
FAX: 44 (0) 1623 444531
MEDCadmin@Eaton.com

Canada

Toll Free: 800-265-0502
FAX: (800) 263-9504
FAX Orders only: (866) 653-0645

China

86-21-2899-3600
FAX: 86-21-2899-4055
echsales@eaton.com

Process instrumentation

(MTL products)
44 (0) 1582 723633
FAX: 44 (0) 1582 422283
enquiry@mtl-inst.com

Eaton Middle East

9714-8066100
FAX: 9714-8894813
CHBL-ME@eaton.com

Australia

61-2-8787-2777
FAX: 61-2-9609-2342
crousehindsanz@eaton.com

For more information:

If further assistance is required, please contact an authorized Eaton Distributor, Sales Office, or Customer Service Department.

Eaton
1000 Eaton Boulevard
Cleveland, OH 44122
United States
Eaton.com

© 2023 Eaton
All Rights Reserved
Printed in USA
Publication No. 5243-1023
October 2023

Eaton is a registered trademark.

All other trademarks are property of their respective owners.

Follow us on social media to get the latest product and support information.

