



### Main

|                           |                     |
|---------------------------|---------------------|
| Range of Product          | Modicon X80         |
| Product or Component Type | Analog input module |

### Complementary

|                            |   |
|----------------------------|---|
| Application specific I/O   | HART  |
| Product Compatibility      | BMEP58... processor<br>BMXFTB20... terminal block<br>ABE7CPA31<br>BMEXBP... backplane<br>ABE7CPA02<br>ABE7CPA03<br>Head module BMCECRA31210 |
| Electrical connection      | 20 ways terminal block<br>Telefast  |
| Isolation between channels | Isolated  |
| Analogue input number      | 8   |
| Analogue input type        | Current 4...20 mA   |
| Analogue input resolution  | 15 bits + sign  |
| Input impedance            | 250 Ohm internally protective resistor (3.6 to 50 Ohm)  |
| Measurement error          | 0.15 % of full scale 25 °C<br><= 0.3 % of full scale 0...60 °C  |
| Temperature drift          | 50 ppm/°C   |
| Isolation voltage          | 1000 V DC 60 s between channels<br>1400 V DC 60 s between channels and ground<br>1400 V DC 60 s between channels and bus                    |
| Checks                     | Broken wire detection   |
| Topology                   | Point-to-point  |
| Function Available         | I/O mapping   |
| Net Weight                 | 0.51 lb(US) (0.233 kg)  |

## Environment

|                                       |  |
|---------------------------------------|--|
| Ambient Air Temperature for Operation | 32...140 °F (0...60 °C)  |
| Directives                            | 2014/35/EU - low voltage directive<br>2014/30/EU - electromagnetic compatibility   |
| Product certifications                | CE<br>RCM<br>CSA<br>EAC<br>Merchant Navy<br>UL                                     |
| Standards                             | EN/IEC 61010-2-201<br>EN/IEC 61131-2<br>UL 61010-2-201<br>CSA C22.2 No 61010-2-201 |
| IP Degree of Protection               | IP20   |

## Ordering and shipping details

|                       |                    |
|-----------------------|--------------------|
| Category              | 18160-MODICON M340 |
| Discount Schedule     | PC34               |
| GTIN                  | 3606480692314      |
| Nbr. of units in pkg. | 1                  |
| Package weight(Lbs)   | 8.29 oz (235.0 g)  |
| Returnability         | Yes                |
| Country of origin     | FR                 |

## Packing Units

|                              |                       |
|------------------------------|-----------------------|
| Unit Type of Package 1       | PCE                   |
| Package 1 Height             | 2.17 in (5.5 cm)      |
| Package 1 width              | 4.33 in (11 cm)       |
| Package 1 Length             | 4.72 in (12 cm)       |
| Unit Type of Package 2       | S02                   |
| Number of Units in Package 2 | 15                    |
| Package 2 Weight             | 8.31 lb(US) (3.77 kg) |
| Package 2 Height             | 5.91 in (15 cm)       |
| Package 2 width              | 11.81 in (30 cm)      |
| Package 2 Length             | 15.75 in (40 cm)      |

## Offer Sustainability

|                            |   |
|----------------------------|---|
| Sustainable offer status   | Green Premium product   |
| California proposition 65  | WARNING: This product can expose you to chemicals including: Lead and lead compounds, which is known to the State of California to cause cancer and birth defects or other reproductive harm. For more information go to <a href="http://www.P65Warnings.ca.gov">www.P65Warnings.ca.gov</a> |
| REACH Regulation           | <a href="#">REACH Declaration</a>   |
| REACH free of SVHC         | Yes   |
| EU RoHS Directive          | Pro-active compliance (Product out of EU RoHS legal scope) <a href="#">EU RoHS Declaration</a>  |
| Mercury free               | Yes   |
| RoHS exemption information | <a href="#">Yes</a>   |
| China RoHS Regulation      | <a href="#">China RoHS Declaration</a>  |
| Environmental Disclosure   | <a href="#">Product Environmental Profile</a>   |
| Circularity Profile        | <a href="#">End Of Life Information</a>   |
| WEEE                       | The product must be disposed on European Union markets following specific waste collection and never end up in rubbish bins.  |

Modules Mounted on Racks

Dimensions




(1) with removable terminal block (cage, screw or spring)

(2) with FCN connector

(3) on AM1 ED rail: 35 mm wide, 15 mm deep. Only possible with BMEXBP0400/0400H/0800/0800H/1200/1200H rack.

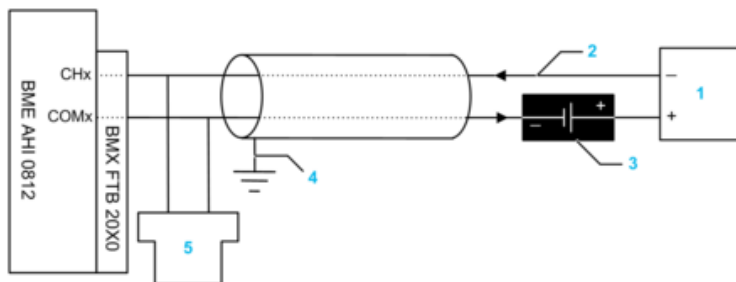
|                            | a (in mm) | a (in in.) |
|----------------------------|-----------|------------|
| BMEXBP0400 and BMEXBP0400H | 242.4     | 09.54      |
| BMEXBP0800 and BMEXBP0800H | 372.8     | 14.68      |
| BMEXBP1200 and BMEXBP1200H | 503.2     | 19.81      |

Module Connection



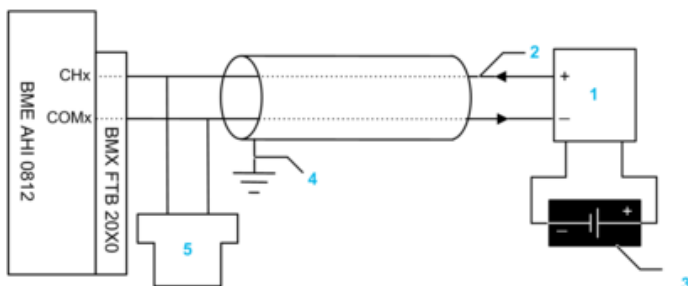
Input Circuit Diagram

With 2-Wire Transmitter



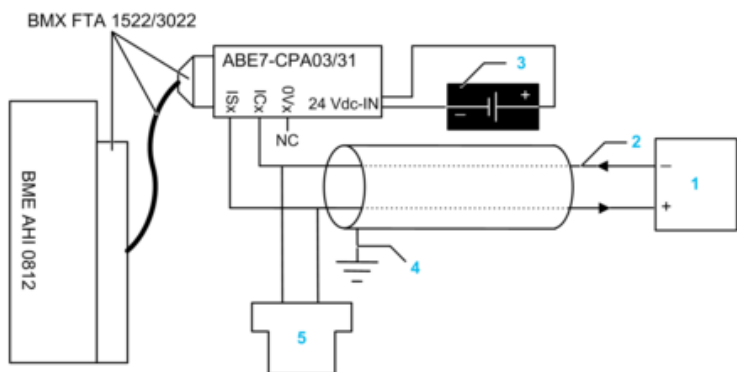
- 1 2-wire transmitter
- 2 4-20 mA current loop, with arrows indicating direction of current flow
- 3 Field power supply
- 4 Protective ground
- 5 Secondary HART master (hand-held)

With 4-Wire Transmitter



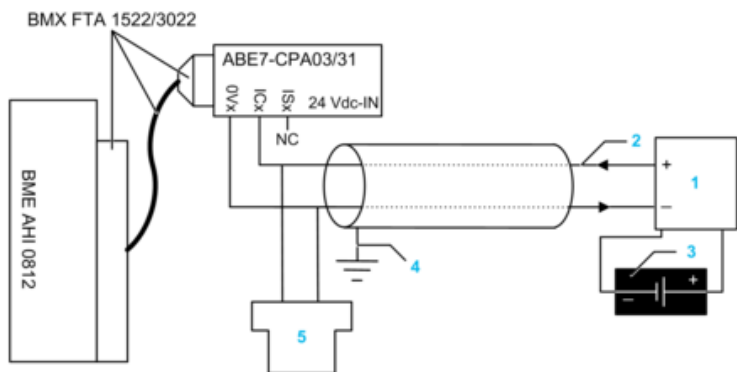
- 1 4-wire transmitter
- 2 4-20 mA current loop, with arrows indicating direction of current flow
- 3 Field power supply
- 4 Protective ground
- 5 Secondary HART master (hand-held)

### With 2-Wire Transmitter and TELEFAST Connector with Power Supply



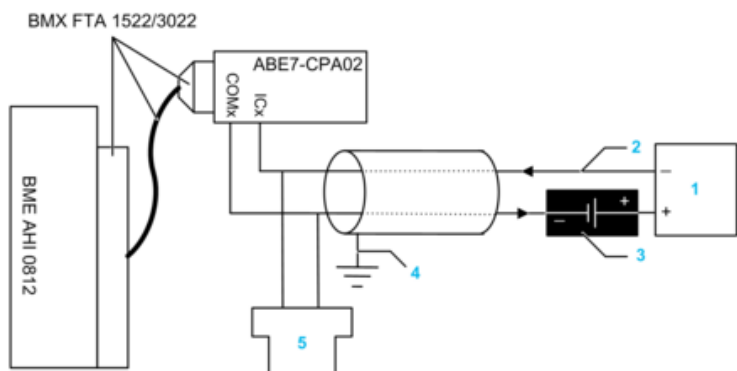
- 1 2-wire transmitter
- 2 4-20 mA current loop, with arrows indicating direction of current flow
- 3 24 Vdc power supply
- 4 Protective ground
- 5 Secondary HART master (hand-held)

### With 4-Wire Transmitter and TELEFAST Connector with Power Supply



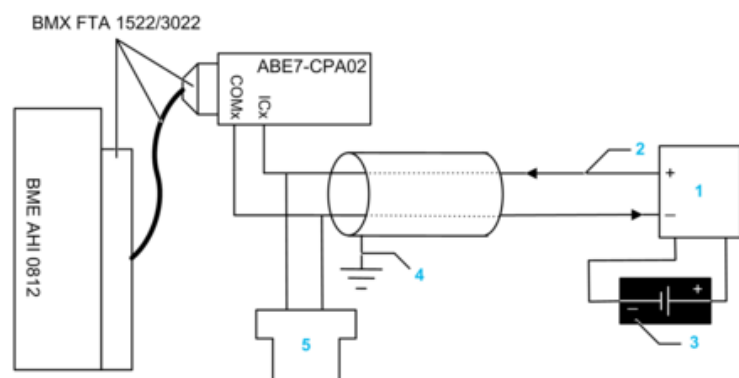
- 1 4-wire transmitter
- 2 4-20 mA current loop, with arrows indicating direction of current flow
- 3 Field power supply
- 4 Protective ground
- 5 Secondary HART master (hand-held)

### With 2-Wire Transmitter and TELEFAST Connector without Power Supply



- 1 2-wire transmitter
- 2 4-20 mA current loop, with arrows indicating direction of current flow
- 3 Field power supply
- 4 Protective ground
- 5 Secondary HART master (hand-held)

## With 4-Wire Transmitter and TELEFAST Connector without Power Supply



- 1 4-wire transmitter
- 2 4-20 mA current loop, with arrows indicating direction of current flow
- 3 Field power supply
- 4 Protective ground
- 5 Secondary HART master (hand-held)