

LC1D50T6

IEC contactor, TeSys D, nonreversing, 50A,
40HP at 480VAC, up to 100kA SCCR, 3 phase,
3 NO, 480VAC 60Hz coil, open





Main

Range of Product	TeSys D TeSys Deca
Range	TeSys
Product or Component Type	Contactors
Device short name	LC1D
Contactors application	Motor control Resistive load
Utilisation category	AC-1 AC-2 AC-4 AC-3 AC-3e
Control circuit type	AC 60 Hz
Poles description	3P
Pole contact composition	3 NO
[Ie] rated operational current	80 A 140 °F (60 °C)) <= 440 V AC AC-1 power circuit 50 A 140 °F (60 °C)) <= 440 V AC AC-3 power circuit 50 A 140 °F (60 °C)) <= 440 V AC AC-3e power circuit
Motor power kW	22 KW 380...400 V AC 50/60 Hz 25 KW 415 V AC 50/60 Hz 30 KW 440 V AC 50/60 Hz 30 KW 500 V AC 50/60 Hz 33 KW 660...690 V AC 50/60 Hz 15 kW 220...230 V AC 50/60 Hz
Maximum Horse Power Rating	3 Hp 115 V AC 60 Hz 1P CSA 3 Hp 115 V AC 60 Hz 1P UL 15 Hp 200/208 V AC 60 Hz 3P CSA 15 Hp 200/208 V AC 60 Hz 3P UL 15 Hp 230/240 V AC 60 Hz 3P CSA 15 Hp 230/240 V AC 60 Hz 3P UL 40 Hp 460/480 V AC 60 Hz 3P CSA 40 Hp 460/480 V AC 60 Hz 3P UL 40 Hp 575/600 V AC 60 Hz 3P CSA 40 Hp 575/600 V AC 60 Hz 3P UL 7.5 Hp 230/240 V AC 60 Hz 1P CSA 7.5 hp 230/240 V AC 60 Hz 1P UL
[Uc] control circuit voltage	480 V AC 60 Hz
Connections - terminals	Control circuit screw clamp terminal 1 x 0.00... 0.01 in ² (1...4 mm ²)solid without cable end Control circuit screw clamp terminal 2 x 0.00... 0.01 in ² (1...4 mm ²)solid without cable end Control circuit screw clamp terminal 1 x 0.00... 0.01 in ² (1...4 mm ²)flexible with cable end Control circuit screw clamp terminal 2 x 0.00... 0.00 in ² (1...2.5 mm ²)flexible without cable end Power circuit screw clamp terminal 2 x 0.00... 0.04 in ² (1...25 mm ²)solid without cable end Control circuit screw clamp terminal 2 x 0.00... 0.01 in ² (1...4 mm ²)flexible with cable end Power circuit screw clamp terminal 1 x 0.00... 0.05 in ² (1...35 mm ²)flexible without cable end Power circuit screw clamp terminal 1 x 0.00... 0.05 in ² (1...35 mm ²)solid without cable end Power circuit screw clamp terminal 2 x 0.00... 0.04 in ² (1...25 mm ²)flexible with cable end Power circuit screw clamp terminal 2 x 0.00...0.05 in ² (1...35 mm ²)flexible without cable end

Complementary

Coil technology	Without built-in bidirectional peak limiting diode suppressor
Protective cover	With
Auxiliary contacts type	Mirror contact 1 NC IEC 60947-4-1 Mechanically linked 1 NO + 1 NC IEC 60947-5-1
Auxiliary contact composition	1 NO + 1 NC
Control circuit voltage limits	Operational 0.85...1.1 U _c 60 Hz 140 °F (60 °C)) Drop-out 0.3...0.6 U _c 60 Hz 140 °F (60 °C))
[Ui] rated insulation voltage	Control circuit 600 V CSA Control circuit 600 V UL Power circuit 600 V CSA Power circuit 600 V UL Control circuit 690 V IEC 60947-1 Power circuit 690 V IEC 60947-1
[Uimp] rated impulse withstand voltage	6 kV IEC 60947
Overvoltage category	III
Mounting Support	Rail Plate
Tightening torque	Control circuit 10.62 lbf.in (1.2 N.m) screw clamp terminal flat Ø 6 mm Control circuit 10.62 lbf.in (1.2 N.m) screw clamp terminal Philips No 2 Power circuit 44.25 lbf.in (5 N.m) screw clamp terminal flat Ø 6 mm Power circuit 44.25 lbf.in (5 N.m) screw clamp terminal flat Ø 8 mm Control circuit 10.62 lbf.in (1.2 N.m) screw clamp terminal pozidriv No 2
[Ue] rated operational voltage	Power circuit ≤ 690 V AC 25...400 Hz
[Ith] conventional free air thermal current	10 A 140 °F (60 °C) control circuit 80 A 140 °F (60 °C) power circuit
Irms rated making capacity	140 A AC control circuit IEC 60947-5-1 900 A 440 V power circuit IEC 60947
Rated breaking capacity	900 A 440 V power circuit IEC 60947
Associated fuse rating	10 A gG control circuit IEC 60947-5-1 100 A gG ≤ 690 V type 1 power circuit 100 A gG ≤ 690 V type 2 power circuit
Average impedance	- Ith 80 A 50 Hz power circuit
Power dissipation per pole	3.7 W AC-3 9.6 W AC-1 3.7 W AC-3e
Inrush power in VA	140 VA 0.75 68 °F (20 °C)) 160 VA 0.75 68 °F (20 °C))
Hold-in power consumption in VA	13 VA 50 Hz 0.3 68 °F (20 °C)) 15 VA 60 Hz 0.3 68 °F (20 °C))
Operating time	12...26 ms closing 4...19 ms opening
Safety reliability level	B10d = 1369863 cycles contactor with nominal load EN/ISO 13849-1 B10d = 20000000 cycles contactor with mechanical load EN/ISO 13849-1
Mechanical durability	6000000 cycles
Maximum operating rate	3600 cyc/h 140 °F (60 °C)
Minimum switching current	5 mA control circuit
Minimum switching voltage	17 V control circuit
Non-overlap time	1.5 Ms on de-energisation between NC and NO contacts 1.5 ms on energisation between NC and NO contacts
Insulation resistance	> 10 MOhm control circuit
Height	4.80 in (122 mm)
Width	2.17 in (55 mm)
Depth	4.69 in (119 mm)
Net Weight	3.09 lb(US) (1.4 kg)

Environment

Standards	EN 60947-4-1 CSA C22.2 No 14 IEC 60947-5-1 EN 60947-5-1 UL 508 IEC 60947-4-1
Product Certifications	RINA CCC CSA GL GOST BV DNV UL LROS (pending) UKCA
IP degree of protection	IP2x IEC 60529 IP2x VDE 0106
Climatic withstand	IACS E10
Ambient Air Temperature for Operation	23...140 °F (-5...60 °C)
Ambient Air Temperature for Storage	-76...176 °F (-60...80 °C)
Permissible ambient air temperature around the device	-40...158 °F (-40...70 °C) at Uc
Operating altitude	9842.52 ft (3000 m) without derating
Fire resistance	1562 °F (850 °C) IEC 60695-2-1
Shock resistance	10 gn contactor opened 15 gn contactor closed
Vibration resistance	2 gn 5...300 Hz contactor opened 4 gn 5...300 Hz contactor closed
Heat dissipation	4...5 W 50/60 Hz control circuit




Ordering and shipping details

Category	22357-CTR, TESYS D, OPEN, 40-65A AC
Discount Schedule	I12
GTIN	3389110426700
Nbr. of units in pkg.	1
Package weight(Lbs)	3.09 lb(US) (1.4 kg)
Returnability	Yes
Country of origin	CZ

Packing Units

Unit Type of Package 1	PCE
Package 1 Height	5.12 in (13 cm)
Package 1 width	5.12 in (13 cm)
Package 1 Length	3.54 in (9 cm)

Offer Sustainability

Sustainable offer status	Green Premium product
California proposition 65	WARNING: This product can expose you to chemicals including: Antimony oxide & Antimony trioxide, which is known to the State of California to cause cancer. For more information go to www.P65Warnings.ca.gov
REACH Regulation	 REACH Declaration
REACH free of SVHC	Yes
EU RoHS Directive	Compliant  EU RoHS Declaration
Toxic heavy metal free	Yes
Mercury free	Yes
RoHS exemption information	 Yes

China RoHS Regulation	China RoHS Declaration
Environmental Disclosure	Product Environmental Profile
Circularity Profile	End Of Life Information
WEEE	The product must be disposed on European Union markets following specific waste collection and never end up in rubbish bins.
PVC free	Yes

Contractual warranty

Warranty	18 months
----------	-----------