

Product data sheet

Specifications



Controller, Modicon M171/M172/ M173, performance, display, 28 IO, Ethernet, Modbus

TM172PDG28R

Product availability: Non-Stock - Not normally stocked in distribution facility

Main

Range of Product	Modicon M171/M172
Product or Component Type	Programmable controllers
Product Specific Application	HVAC and pumping solution
Variant	Programmable
Total inputs/outputs	28
Discrete input number	8
Discrete output number	1 relay outputs SPDT with independent common 3 relay outputs SPST with same common 2 relay outputs SPST with same common 2 relay outputs SPST with independent common
Discrete output current	1 A relay SPDT 3 A relay SPST
Analogue input number	8 configurable by pair
Analogue output number	2 voltage 0...10 V 2 voltage/current 4...20 mA or 0...10 V or PWM (2 kHz)

Complementary

Number of port	1 CAN port - screw terminal block 1 USB type A - USB type A female 1 USB type mini B - USB device port Mini-B 2 RS485 - screw terminal block Modbus serial link or BACnet MS/TP) 1 Ethernet - RJ45 Modbus TCP and BACnet IP with webserver)
Input/output number	8 digital input 8 analog input 4 analog output 8 digital output
Discrete input logic	Sink or source (positive/negative)
Discrete input voltage	24 V AC/DC
Discrete input current	2.5 mA
Input impedance	10 kOhm
Analogue input type	impedance 0...1500 hOhm impedance 0...300 daOhm NTC temperature probe - 50...110 °C 0.1 °C extended) voltage 0...10 V NTC temperature probe - 40...150 °C 0.1 °C current 0...20 mA/4...20 mA PTC temperature probe - 55...150 °C 0.1 °C voltage 0...5 V absolute or ratiometric) Pt 1000 temperature probe - 200...850 °C 0.1 °C
Sensor power supply	5 V DC 50 mA supplied by the controller 24 V DC 150 mA supplied by the controller

Price is "List Price" and may be subject to a trade discount – check with your local distributor or retailer for actual price.

[Us] rated supply voltage	24 V +/- 10 % AC 20...38 V DC
Power consumption in W	15 W 24 V AC/DC
Realtime clock	Built-in clock at -4...140 °F (-20...60 °C)
Display type	Backlit LCD - 128 x 64 pixels
Overvoltage category	II
Local signalling	for programmable 1 LED (red) for programmable 1 LED (yellow) for programmable 1 LED (green) for power 1 LED (green)
Mounting Support	Panel mounting with accessory DIN rail
Width	5.7 in (144 mm)
Height	4.3 in (110 mm)
Depth	2.4 in (60.5 mm)
Product Weight	0.7 lb(US) (0.3 kg)

Environment

Directives	86/188/EEC - physical agents (noise) directive 2006/95/EC - low voltage directive
Standards	EN/IEC 60730 UL94 (material V0)
Product Certifications	EAC CSA CE cURus
Ambient air temperature for operation	-4...140 °F (-20...60 °C) UL 60730-1 -4...149 °F (-20...65 °C) with derating UL 60730-1
Ambient Air Temperature for Storage	-22...158 °F (-30...70 °C)
Relative humidity	5...95 % non-condensing
IP degree of protection	IP20
pollution degree	2
Operating altitude	0...6561.68 ft (0...2000 m)

Ordering and shipping details

Category	US1PC1222537
Discount Schedule	PC12
GTIN	3606480894855
Returnability	No
Country of origin	US

Packing Units

Unit Type of Package 1	PCE
Number of Units in Package 1	1
Package 1 Height	5.31 in (13.5 cm)
Package 1 Width	3.54 in (9.0 cm)
Package 1 Length	7.32 in (18.6 cm)

Package 1 Weight	14.004 oz (397.0 g)
Unit Type of Package 2	S02
Number of Units in Package 2	6
Package 2 Height	5.91 in (15.0 cm)
Package 2 Width	11.81 in (30.0 cm)
Package 2 Length	15.75 in (40.0 cm)
Package 2 Weight	5.84 lb(US) (2.65 kg)



Environmental Data

Schneider Electric aims to achieve Net Zero status by 2050 through supply chain partnerships, lower impact materials, and circularity via our ongoing “Use Better, Use Longer, Use Again” campaign to extend product lifetimes and recyclability.

[Environmental Data explained >](#)

[How we assess product sustainability >](#)

Environmental footprint

Carbon footprint (kg CO2 eq, Total Life cycle) 678

Environmental Disclosure [Product Environmental Profile](#)

Use Better

Materials and Substances

Packaging made with recycled cardboard Yes

Packaging without single use plastic No

[EU RoHS Directive](#) Pro-active compliance (Product out of EU RoHS legal scope)

SCIP Number 2c365b3a-5b0a-48fd-acc7-751c89a723a2

REACH Regulation [REACH Declaration](#)

California proposition 65 **WARNING:** This product can expose you to chemicals including: Lead and lead compounds, which is known to the State of California to cause cancer and birth defects or other reproductive harm. For more information go to www.P65Warnings.ca.gov

Use Again

Repack and remanufacture

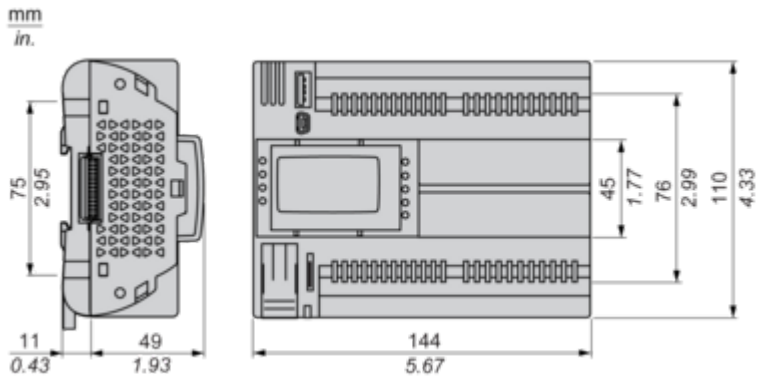
Circularity Profile [End of Life Information](#)

Take-back No

WEEE  The product must be disposed on European Union markets following specific waste collection and never end up in rubbish bins.

Dimensions Drawings

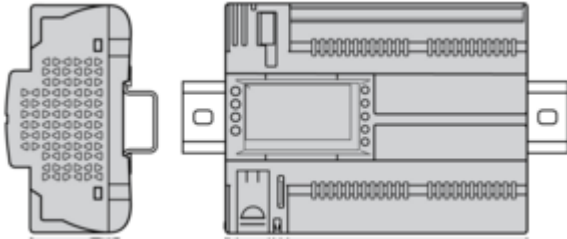
Dimensions



Mounting and Clearance

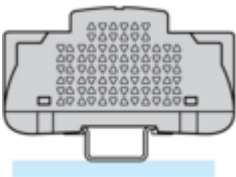
Mounting Positions

Correct Mounting Position

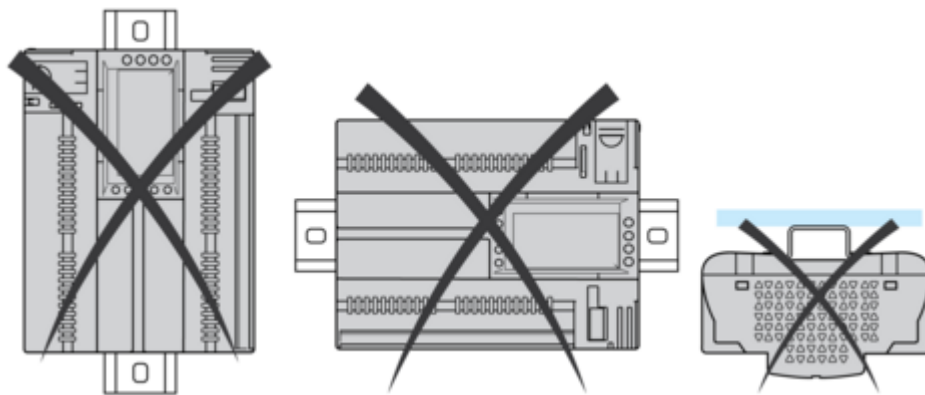


Acceptable Mounting Position

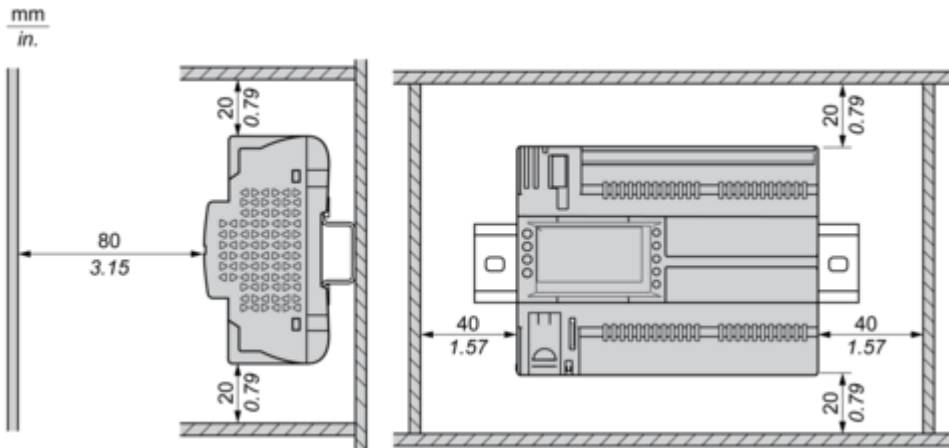
Controller can be mounted horizontally upward with a temperature derating (maximum ambient temperature: 60 °C (140 °F)).



Incorrect Mounting Position

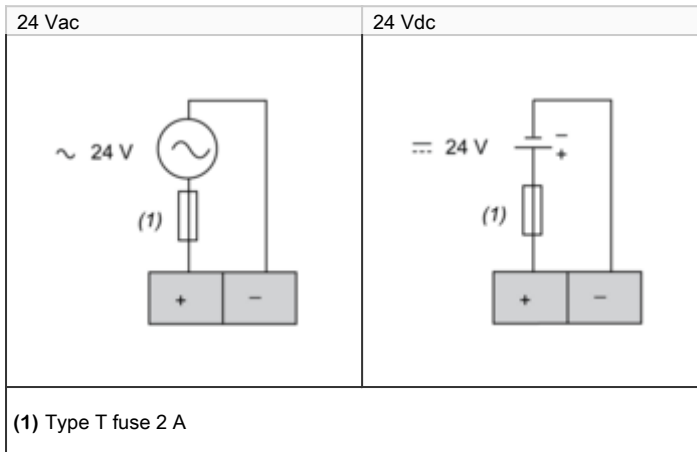


Clearance

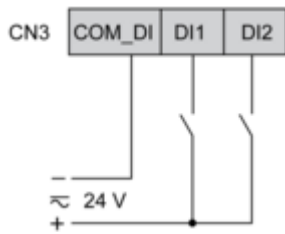


Connections and Schema

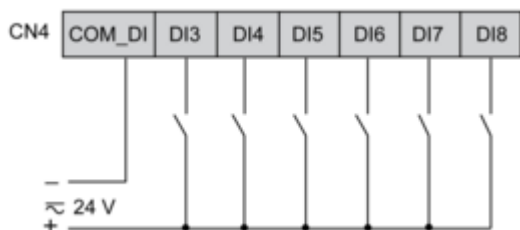
Power Supply



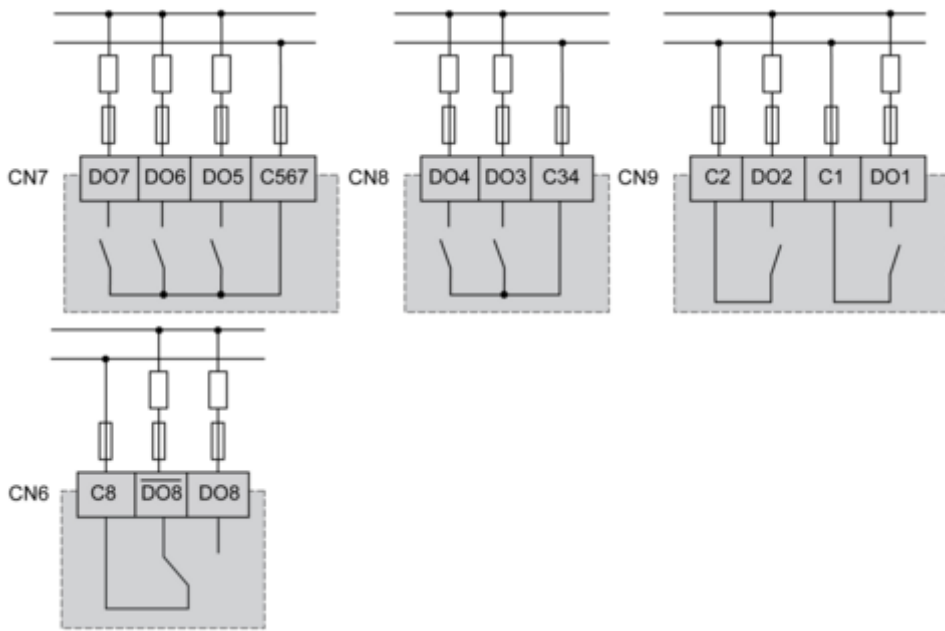
CN3 Fast Digital Inputs



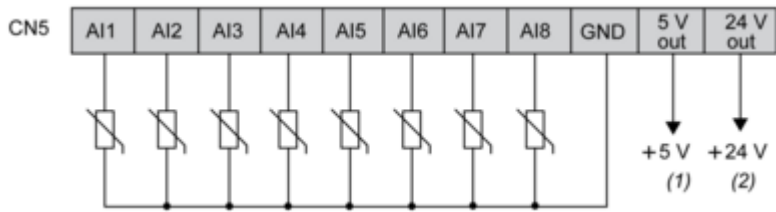
CN4 Digital Inputs



CN7, CN8, CN9, CN6 High Voltage Relay SPST Digital Output

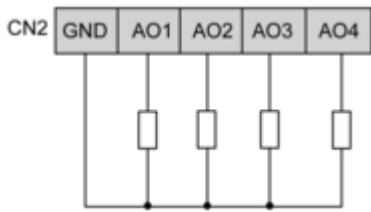


CN5 Analog Inputs



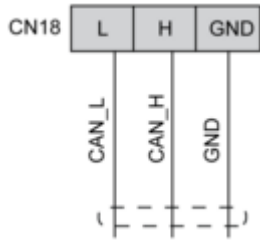
- (1) Max. current : 50 mA.
- (2) Max. current : 150 mA.

CN2 Analog Outputs



AO3, AO4 can be used also as PWM generator, up to 2kHz.

CN18 CAN Expansion Bus Port



CN19, CN1 CAN Expansion Bus Port

