

Main

Range	PowerLogic
Product name	PowerLogic EM4200
Device short name	Enercept
Product or Component Type	Energy meter
Type of Cable	ANSI cable
Device Application	Power monitoring

Complementary

Metering type	Active, reactive, apparent energy (signed, four quadrant) Apparent power S, S1, S2, S3 Demand power P, Q, S Active power P, P1, P2, P3 Reactive power Q, Q1, Q2, Q3 Power factor Average current Iavg Peak demand power PM, QM, SM Frequency Voltage U21, U32, U13, V1, V2, V3
Accuracy class	Class 1 ANSI C12.1 Class 1S IEC 62053-22
Measurement accuracy	1 %
Measurement current	50...5000 A
Measurement voltage	90 V AC 45...65 Hz minimum per phase 480 V AC 45...65 Hz between phases 300 V AC 45...65 Hz between phase and neutral
Frequency measurement range	45...65 Hz
Network Frequency	50 Hz 60 Hz
Display Type	Without Display
Local signalling	Status LED green and red) Line fault 3 LED green, orange and red) Dial pointer indication LED Yellow) RX/TX 2 LED green, orange and red)
Signal	Rogowski coil 0.333 V 33 kOhm) Voltage single phase 2.5 MOhm) Voltage phase to phase 5 MOhm)
Number of inputs	0
Number of Outputs	0
Communication port protocol	Modbus RTU 9600 bauds...115200 bauds (automatic detection) BACnet MS/TP 9600 bauds...115200 bauds (automatic detection)
Communication of data	Remote control orders Total energy Net energy
Demand intervals	External synchronisation to communication Fixed or rolling block
Provided equipment	Bracket for support Hook Rogowski coil 3 12 in (304.80 mm) Fuse

The information provided in this documentation contains general descriptions and/or technical characteristics of the performance of the products contained herein. This documentation is not intended as a substitute for and is not to be used for determining suitability or reliability of these products for specific user applications. It is the duty of any such user or integrator to perform the appropriate and complete risk analysis, evaluation and testing of the products with respect to the relevant specific application or use thereof. Neither Schneider Electric Industries SAS nor any of its affiliates or subsidiaries shall be responsible or liable for misuse of the information contained herein.

Connections - terminals	Input/Output plug-in connector bottom) 0.00...0.00 in ² (0.2...1.5 mm ²) Current transformer plug-in connector bottom) 0.00...0.00 in ² (0.2...1.5 mm ²) Communication plug-in connector bottom) 0.00...0.00 in ² (0.2...1.5 mm ²)
Wire stripping length	0.24 in (6 mm)
Mounting Mode	By screws Clip-on By hook
Mounting support	Enclosure DIN rail
Standards	EN 61010-1 UL 61010-1 CAN/CSA C22.2 No. 61010-1-12
Product certifications	CE EN 61010-1 CULus UL 61010-1 BTL IEC
Width	1.84 in (46.63 mm)
Depth	1.41 in (35.81 mm)
Height	6.00 in (152.36 mm)

Environment

Measurement category	Category III 277 V Category III 300 V
Electromagnetic compatibility	Conducted and radiated emissions FCC Part 15 class A Conducted and radiated emissions EN 61000-6-4 Conducted and radiated emissions EN 61326 + A1 Immunity to conducted disturbances EN 61000-6-2 Immunity to conducted disturbances EN 61326-1 Immunity to radiated fields EN 61000-6-2 Immunity to radiated fields EN 61326-1
IP degree of protection	IP20 IEC 60529
Relative humidity	0...95 %
Pollution degree	2
Ambient air temperature for operation	5...140 °F (-15...60 °C)
Ambient Air Temperature for Storage	-40...185 °F (-40...85 °C)
Operating altitude	< 9842.52 ft (3000 m)




Ordering and shipping details

Category	09791-POWERLOGIC ENERCEPT POWER METER
Discount Schedule	PL1
GTIN	3606489564674
Nbr. of units in pkg.	1
Package weight(Lbs)	49.70 oz (1409.09 g)
Returnability	No

Packing Units

Unit Type of Package 1	PCE
------------------------	-----

Offer Sustainability

REACH Regulation	 REACH Declaration
REACH free of SVHC	Yes
EU RoHS Directive	Compliant  EU RoHS Declaration
Mercury free	Yes
RoHS exemption information	 Yes
China RoHS Regulation	 China RoHS Declaration
WEEE	The product must be disposed on European Union markets following specific waste collection and never end up in rubbish bins.