


Lexium 62 & Motors

Multi axis servo system and servo motors
for PacDrive 3



Discover [Lexium](#)

Advanced motion control and robotics

Lexium servo drives, motors, and robotics series are designed for a broad range of motion-centric machines. From single-axis to high-performance multi-axis machines, the **Lexium** range enables high-speed movements and precise positioning in packaging, material handling, material working, electronics, and food and beverage applications.

Explore our offer

- [Lexium Servo Drives and Motors](#)
- [Lexium Integrated Servo Drives](#)
- [Lexium Robotics](#)
- [Lexium Stepper Drives](#)

Life Is On

Schneider
Electric

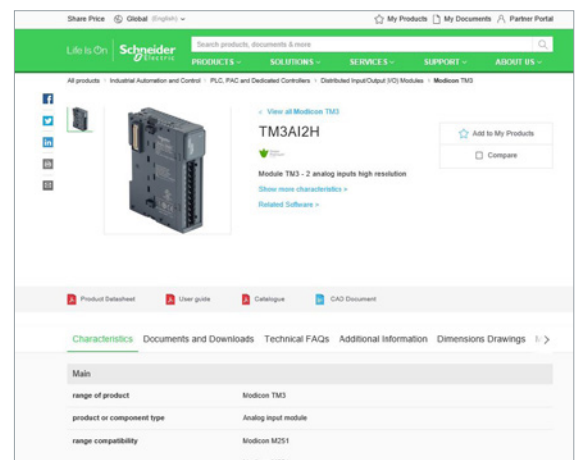
Quick access to product information

Get technical information about your product

References

Modicon TM3
I/O expansion modules for Modicon controllers
Analog I/O modules

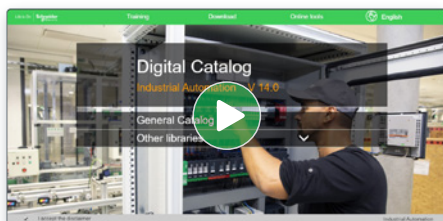
Number and type of channels	Input range	Output range	Resolution	Input terminal (Modicon TM3)	Reference	Weight (kg)
2 enhancement inputs	-10...+10 VDC 0...20 mA, 4...20 mA	10 mA or 10 mA + sign	12 bits	Terminal 2	TM3AI2H	0.110
4 enhancement inputs	-10...+10 VDC 0...20 mA, 4...20 mA	10 mA or 10 mA + sign	12 bits	Terminal 2	TM3AI4H	0.110
4 enhancement or temperature inputs	-10...+10 VDC 0...20 mA, 4...20 mA	10 mA or 10 mA + sign	12 bits	Terminal 2	TM3AI4T	0.110
4 differential temperature inputs	-10...+10 VDC 0...20 mA, 4...20 mA	10 mA or 10 mA + sign	12 bits	Terminal 2	TM3AI4D	0.110



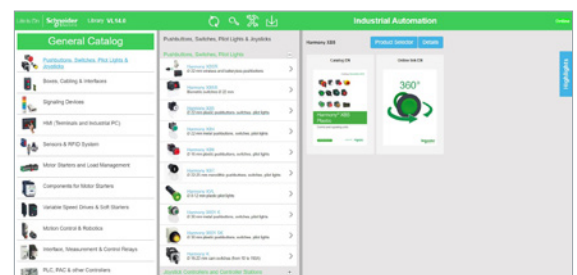
Each commercial reference presented in a catalog contains a hyperlink. Click on it to obtain the technical information of the product:

- Characteristics, Dimensions and drawings, Mounting and clearance, Connections and schemas, Performance curves
- Product image, Instruction sheet, User guide, Product certifications, End of life manual

Find your catalog



- > With just 3 clicks, you can access the Industrial Automation and Control catalogs, in both English and French
- > Consult digital automation catalogs at [Digi-Cat Online](#)

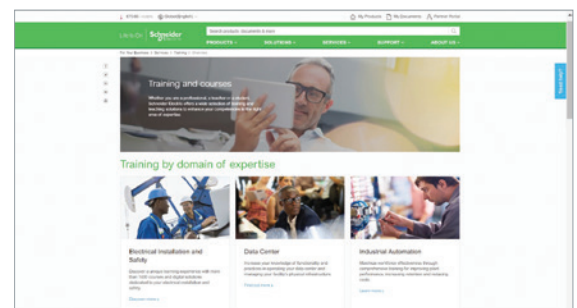


- Up-to-date catalogs
- Embedded product selectors, 360° pictures
- Optimized search by commercial references

Select your training



- > Find the right [Training](#) for your needs on our Global website
- > Locate the training center with the selector tool, using this [link](#)



General content

Lexium 62 & Motors

Multi axis servo system and servo motors for PacDrive 3

■ Presentation

- Flexible Drive Design page 2
- Fast Connection
 - Flexible choice for motor connection..... page 2
 - Connection to the Sercos ring via Sercos interface module page 2
 - Connection to DC bus..... page 2
 - Flexible Connection DC link connection..... page 3

■ Lexium 62 servo drives

- Range presentation page 4
- Product selection by function page 5
- Type code page 5
- References
 - Lexium 62 servo drives page 6
 - Accessories page 7

■ DC Link connection: Lexium 62 DC Link terminal and DC Link support module

- Presentation page 7
- Description page 7
- References page 7

■ Power supply modules

- Presentation page 8
- Description page 8
- References page 8

■ Option: Line chokes

- Presentation page 9
- References page 9

- Index page 10

Lexium 62 & Motors


Multi axis servo system and servo motors for PacDrive 3



Lexium 62 multi-axis servo drive system




Catalogue ref. [DIA7ED2160308EN](#)



Power (Motor) and encoder connection



Connection of the Sercos ring



Connection to DC bus

Flexible Drive Design

An innovative drive design allows flexible drive architectures: a multi-axis system, in which single and dual-axis servo drives are connected to a shared power supply, reduces costs and space requirements in systems with more than four servo axes. Pluggable interconnects and a quick-connect front-side bus also reduce installation costs.

The servo drives of the Lexium 62 series are consisting of:

- Single (1 axis) and Double (2 axes) drives, Standard type,
- Single (1 axis) and Double (2 axes) drives, Standard type with embedded safety
- Single (1 axis) drives, Advanced type (1)
- Power supplies,
- and as an option, DC Link support module with DC Link terminal.

The single and double drives in a group use a shared power supply. Multiple groups are possible, with the number of axes being limited by the type of controller used.

The Lexium SH3, MH3, and the SHS stainless steel servo motors form the basis for servo solutions with Lexium 62 and cover a wide range of performance and flange sizes. All motors are equipped with electronic name plates, which is making them an integral component of the PacDrive 3 automation system. Please consult our catalogue ref. [DIA7ED2160308EN](#)

Specificities of the Lexium 62 multi-axis drive system

- > Less space required in the control cabinet
- > Minimal assembly/installation time
- > Optimized feedback loops minimize contouring errors
- > Embedded safety on drives with STO, SS1, SOS, SS2, SMS, SLS, SDI (according to IEC 61508, EN/ISO13849-1)
- > Automatic motor detection
- > DC Link connection combines benefits of multi-axis drive with flexibility of standalone drives

Fast Connection

The Lexium 62 components offer easy handling and installation, startup, and replacement: the quick front-side connection to the power supply automatically includes integration into the DC bus as well.

> Flexible choice for motor connection

Lexium 62 servo drives support the servo motor connection through:

- “Two-Motor Cable connectivity” figuring two distinct cables, for Power and for Encoder, with SH3 and MH3 servo motors
- “One-Motor Cable connectivity” figuring hybrid cables combining Power and Encoder signals in one cable for SH3 (2) and SHS servo motors.

On drive side, the Power and the Encoder cables exit from the bottom of the device. This leaves room at the front of the device for rapid assembly/disassembly of Lexium 62 components.

> Connection to the Sercos ring via Sercos interface module

The Sercos ring can be connected quickly via the Sercos interface on the power module and the drive modules. Single and double drives are integrated into the Sercos ring with short cable bridges.

> Connection to DC bus

The servo drives are coupled at front side: no backplane connections are required. A module can be coupled to the adjacent modules in less than two minutes, using a quick front-side connection with locking screws. When the connection is made, LEDs indicate the correct power supply with the 24 V control voltage. The DC bus can provide a 120 A continuous current (maximum).

The servo drives have an electronic type plate. Upon first use or exchange of the device, it is identified by the centralized controller and configured based upon the specified parameters. The servo drives themselves in turn detect connected motors by their type plates.

To connect to the DC bus, 24 V power supply, and ground wire: Move the slide to the left and tighten the screws.

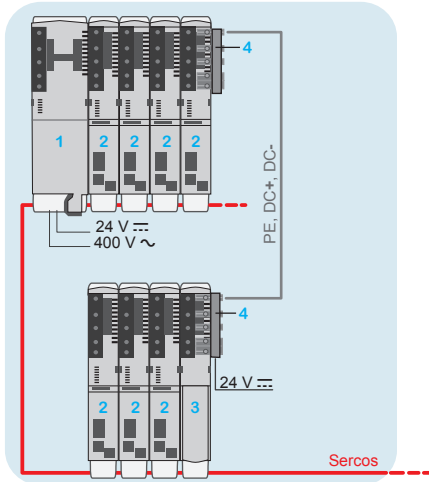
(1) Advanced types are delivered with an additional machine encoder input and an incremental encoder output interface.

(2) Available for SH3070●●● and SH3100●●● motors.

Fast Connection (continued)

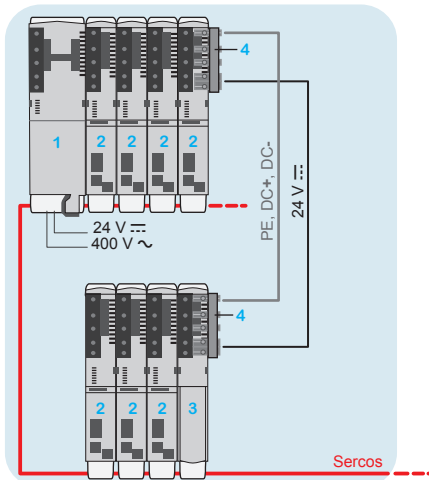
> Flexible Connection

- The Main component is the DC Link terminal: It is mandatory to create DC Link connections.
- The DC Link : DC link connection module is an auxiliary module required for some configurations, e.g. cable length > 3 m. It allows to connect Lexium 62 devices in a single cabinet or to connect Lexium 62 devices distributed over several cabinets, with an easy and fast connection thanks to the DC Link terminal which can be mounted on each Lexium 62 servo drive or power supply. The DC Link terminal can be mounted to both sides of Lexium 62 devices.
- Line and star topologies supported
- Typical applications:
 - Coupling of two (or more) islands in control cabinet with a separate 24V supply



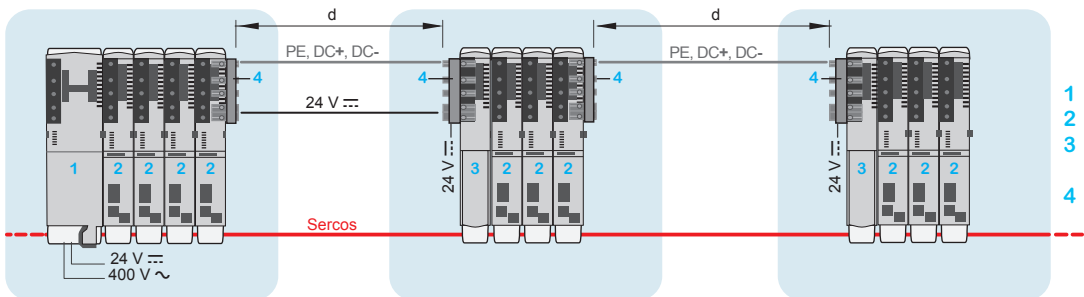
- 1 Power supply module
- 2 Lexium 62 servo drive
- 3 DC Link support module
- 4 DC Link terminal

- Coupling of two (or more) islands in control cabinet without a separate 24V supply



- 1 Power supply module
- 2 Lexium 62 servo drive
- 3 DC Link support module
- 4 DC Link terminal

- Coupling of more than two control cabinets in line topology



- 1 Power supply module
- 2 Lexium 62 servo drive
- 3 DC Link support module
- 4 DC Link terminal

d: cable length (< 15 m). Sum of cable length ≤ 50m

Max. cable lengths:

- up to 15 m (49,21 ft) between islands with DC Link support module
- up to 3 m (9,84 ft) between islands without DC Link support module
- up to 50 m (164,04 ft) total between all islands

Lexium 62 & Motors

Multi axis servo system and servo motors for PacDrive 3

Lexium 62 servo drives

Lexium 62 servo drives								
	Single servo drives					Double servo drives		
Standard	LXM62D U60C21000	LXM62D D15C21000	LXM62D D27C21000	LXM62D D45C21000	LXM62D C13C21000	LXM62D U60D21000	LXM62D D15D21000	LXM62D D27D21000
Advanced	LXM62D U60G21000	LXM62D D15G21000	LXM62D D27G21000	LXM62D D45G21000	–	–	–	–
Rated current (4 kHz) A	2	5	9	20	50	2x 2	2x 5	2x 9
Peak current (4 kHz) A	6	15	27	45	130	2x 6	2x 15	2x 27
Continuous output kW/hp	0.95/ 1.273	2.4/ 3.217	4.3/ 5.764	9.6/ 12.868	24/ 32.171	2x 0.95/ 2x 1.273	2x 2.4/ 2x 3.217	2x 4.3/ 2x 5.764
DC bus voltage VDC	250...700							
Supply frequency Hz	48...62							
Control voltage VDC	24 (-20%...+25%)							
Motion bus	Sercos							
Encoder	Hiperface® or SinCos							
Inverter Enable	1 input (two channels)					2 inputs (two channels for each input)		
Digital input	2					2 x 2		
Touchprobe input	2					2 x 2		
Digital input or output	2					2 x 2		
Housing dimensions: mm (in.) (D x W x H)	270 x 44 x 310 (10.630 x 1.732 x 12.205)				270 x 89 x 310 (10.630 x 3.504 x 12.205)	270 x 44 x 310 (10.630 x 1.732 x 12.205)		
Protection rating	IP20							
Certifications	CE, ULus, CSA, TÜV, EAC							

Lexium 62 servo drives with embedded safety								
	Single servo drives					Double servo drives		
Standard	LXM62D U60E21000	LXM62D D15E21000	LXM62D D27E21000	LXM62D D45E21000	LXM62D C13E21000	LXM62D U60F21000	LXM62D D15F21000	LXM62D D27F21000
Safe functions via Sercos bus (SF_SafeMotionControl)	<ul style="list-style-type: none"> ■ Safe Torque Off (STO) ■ Safe Stop 1 (SS1) ■ Safe Operating Stop (SOS) ■ Safe Stop 2 (SS2) ■ Safe Maximum Speed (SMS) ■ Safely-Limited Speed (SLS) ■ Safe Direction Indication (SDI) 							
Rated current (4 kHz) A	2	5	9	20	50	2x 2	2x 5	2x 9
Peak current (4 kHz) A	6	15	27	45	130	2x 6	2x 15	2x 27
Continuous output kW/hp	0.95/ 1.273	2.4/ 3.217	4.3/ 5.764	9.6/ 12.868	24/ 32.171	2x 0.95/ 2x 1.273	2x 2.4/ 2x 3.217	2x 4.3/ 2x 5.764
DC bus voltage VDC	250...700							
Supply frequency Hz	48...62							
Control voltage VDC	24 (-20%...+25%)							
Motion bus	Sercos							
Encoder	Hiperface® or SinCos							
Inverter Enable	1 input (two channels)					2 inputs (two channels for each input)		
Digital input	2					2 x 2		
Touchprobe input	2					2 x 2		
Digital input or output	2					2 x 2		
Housing dimensions: mm (in.) (D x W x H)	270 x 44 x 310 (10.630 x 1.732 x 12.205)				270 x 89 x 310 (10.630 x 3.504 x 12.205)	270 x 44 x 310 (10.630 x 1.732 x 12.205)		
Protection rating	IP20							
Certifications	CE, ULus, CSA, TÜV, EAC							

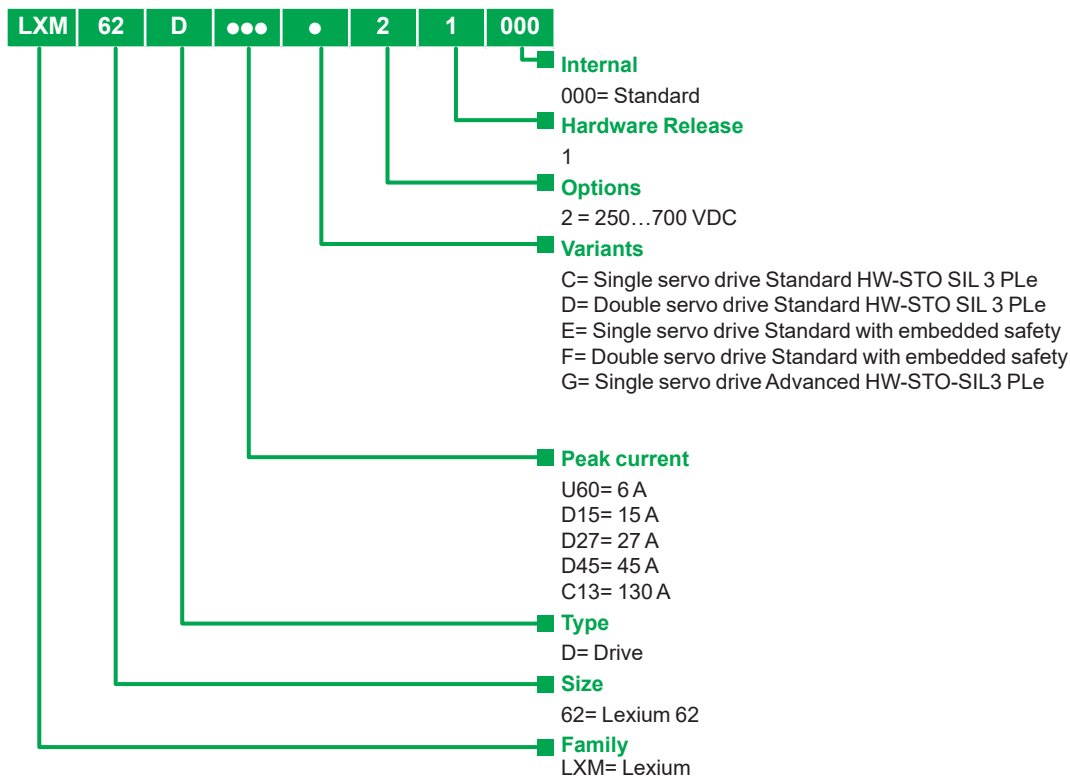
Lexium 62 & Motors

Multi axis servo system and servo motors for
PacDrive 3

Lexium 62 servo drives

Product selection by function					
Servo drive type	Single servo drive		Double servo drive	Single servo drive with embedded safety	Double servo drive with embedded safety
	Standard	Advanced	Standard	Standard	Standard
	LXM62DU60C21000	LXM62DU60G21000	LXM62DU60D21000	LXM62DU60E21000	LXM62DU60F21000
	LXM62DD15C21000	LXM62DD15G21000	LXM62DD15D21000	LXM62DD15E21000	LXM62DD15F21000
	LXM62DD27C21000	LXM62DD27G21000	LXM62DD27D21000	LXM62DD27E21000	LXM62DD27F21000
	LXM62DD45C21000	LXM62DD45G21000		LXM62DD45E21000	
	LXM62DC13C21000			LXM62DC13E21000	
Safe-Torque-Off hardwired	yes	yes	yes	yes	yes
Safety over Sercos	–	–	–	yes	yes
Acceleration adaptive torque limitation	yes	yes	yes	yes	yes
Mechanical overload protection	yes	yes	yes	yes	yes
Brake release check	yes	yes	yes	yes	yes
Encoderless velocity control with BMP motors	yes	yes	yes	–	–
Machine encoder input	–	yes	–	–	–
Incremental encoder output (encoder simulation)	–	yes	–	–	–
One-Motor cable connectivity for SH3 motors with Hiperface® DSL encoder	yes	yes	yes	–	–

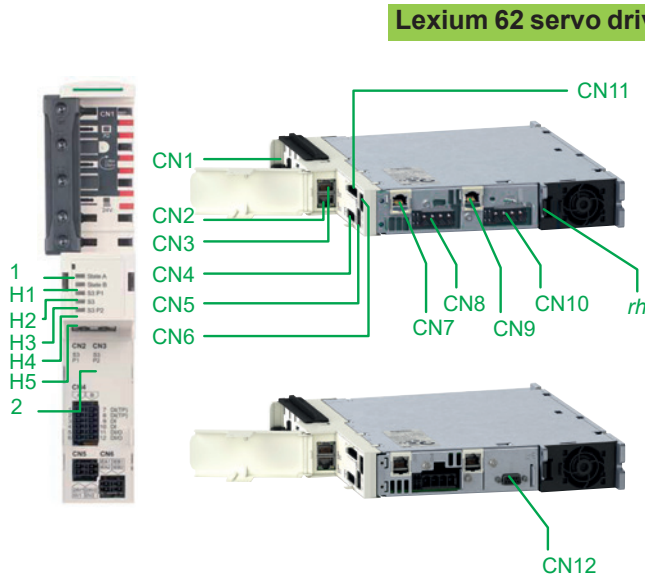
Lexium 62 servo drives



Lexium 62 & Motors

Multi axis servo system and servo motors for PacDrive 3

Lexium 62 servo drives



Lexium 62 servo drives

Item	Function
1	Reset button
H1	Status LED for axis A
H2	Status LED for axis B (only for double drive)
H3	S3 Port 1 LED
H4	S3 LED
H5	S3 Port 2 LED
2	QR code: direct access to product information
Connector	Function
CN1	Busbar module
CN2, CN3	Sercos communication
CN4	Digital input/output
CN5	24 V supply for digital input/output
CN6	Inverter Enable
CN7, CN9	Encoder connector
CN7	axis A
CN9	axis B (only for double drive Standard)
CN9	additional machine encoder input (only for single drive Advanced)
CN8, CN10	Motor phases
CN8	axis A
CN10	axis B (only for double drive Standard)
CN11	Inverter Enable 2-channel
CN12	Encoder output (only for single drive Advanced)
rh	Shielded connector for functional earth



LXM62D●●●C21000
LXM62D●●●D21000



LXM62D●●●E21000
LXM62D●●●F21000

Lexium 62 servo drives (1)

Designation	Continuous power kW	Continuous power hp	Continuous output current A (@ 4 kHz)	Peak current A	Type	Reference	Weight kg/lb
Lexium 62 servo drives							
Single servo drives	0.95	1.273	2	6	Standard	LXM62DU60C21000	3.000/ 6.613
					Advanced (2)	LXM62DU60G21000	3.900/ 6.614
	2.4	3.217	5	15	Standard	LXM62DD15C21000	3.000/ 6.613
					Advanced (2)	LXM62DD15G21000	3.900/ 6.614
	4.3	5.764	9	27	Standard	LXM62DD27C21000	3.000/ 6.613
					Advanced (2)	LXM62DD27G21000	3.900/ 6.614
	9.6	12.868	20	45	Standard	LXM62DD45C21000	3.000/ 6.613
					Advanced (2)	LXM62DD45G21000	3.900/ 6.614
	24	32.171	50	130	Standard	LXM62DC13C21000	6.800/ 13.228
Double servo drives	2x 0.95	2x 1.273	2x 2	2x 6	Standard	LXM62DU60D21000	3.000/ 6.613
	2x 2.4	2x 3.217	2x 5	2x 15	Standard	LXM62DD15D21000	
	2x 4.3	2x 5.764	2x 9	2x 27	Standard	LXM62DD27D21000	
Lexium 62 servo drives with embedded safety							
Single servo drives with embedded safety	0.95	1.273	2	6	Standard	LXM62DU60E21000	3.000/ 6.613
	2.4	3.217	5	15	Standard	LXM62DD15E21000	
	4.3	5.764	9	27	Standard	LXM62DD27E21000	
	9.6	12.868	20	45	Standard	LXM62DD45E21000	
	24	32.171	50	130	Standard	LXM62DC13E21000	6.800/ 13.228
Double servo drives with embedded safety	2x 0.95	2x 1.273	2x 2	2x 6 A	Standard	LXM62DU60F21000	
	2x 2.4	2x 3.217	2x 5	2x 15 A	Standard	LXM62DD15F21000	
	2x 4.3	2x 5.764	2x 9	2x 27 A	Standard	LXM62DD27F21000	


(1) The Lexium 62 servo drives include a Sercos cable for connection on Sercos bus.

(2) Advanced servo drives are delivered with an additional machine encoder input and an incremental encoder output.


Lexium 62 & Motors

Multi axis servo system and servo motors for
PacDrive 3

Accessories for servo drives, DC Link connection



VW3E6001



VW3E6002



VW3E6005



LXM62LS18A01000



LXM62LT00A01000

Accessories for Lexium 62 servo drives

Designation	Description	Reference	Weight kg / lb
Single drive connector kit	Connectors and Sercos cable 0.09 m (0.30 ft)	VW3E6001	0.027/ 0.06
Double drive connector kit	Connectors and Sercos cable 0.09 m (0.30 ft)	VW3E6002	0.033/ 0.07
Torque indicator	Limited torque 2.5 N.m (1.843 ft-lbf)	VW3E6016	0.160/ 0.35
Single drive connector kit	Connectors for one LXM62DC13C21000 or one LXM62DC13E21000 servo drive and Sercos cable 0.09 m (0.30 ft)	VW3E6052	0.250/ 0.55
External shielding connection kits	For single and double drives	VW3E6005	0.090/ 0.20
	For LXM62DC13C21000 or LXM62DC13E21000 servo drives	VW3E6053	0.027/ 0.06
5 V encoder adapter	For connection of third-party engines (e.g. linear, torque, asynchronous) Note: third-party engines must meet requirements of overvoltage category 3 (according to IEC 61800-5-1)	VW3E6027	0.200/ 0.44
Bleeder module	Optional intelligent external braking resistor	VPM030000000	3.140/ 6.92
Feedback adapter	For connection of SH● motors to Lexium 62 servo drives Equipped with a Sub-D 9 connector and an RJ45 connector Length: 0.5 m (1.64 ft.)	VW3E2092R005	0.105/ 0.23

Lexium 62 DC Link support module

LXM62LS18A01000	
DC Bus Voltage	max. 700 V dc
Control Voltage	24 V (- 20%...+ 25%)
Capacity	1.76 mF
Housing dimensions (D x W x H)	270 x 44 x 310 mm (10.630 x 1.73 x 12.205 in.)
Protection rating	IP20
Certifications	CE, ULus, and CSA

Lexium 62 DC Link support module

Item	Function
CN1	Busbar Module
⊕	Shielded connector for functional earth


DC Link connection

Designation	Description	Reference	Weight kg lb
DC Link support module	Capacity 1.76 mF Can also be used standalone Status LED indicating DC Link voltage	LXM62LS18A01000	3.100 6.83
DC Link terminal	Max.continuous current: 120 A Cable diameters: □ 10...35 mm ² (flexible wire with a cable end AWG 8...2) □ 10...50mm ² (rigid wire AWG 8...1) Can be mounted on left and on right side of device Including strain relief for cable support	LXM62LT00A01000	0.500 1.10

Power supply modules

	LXM62PD84A11000	LXM62PD20A11000
Rated voltage VAC	1-phase nominal 230 / 208 (-10%)...270 (+10%) 3-phase nominal 230 / 208 (-10%)...360 (+10%) 3-phase nominal 400 / 380 (-10%)...480 (+10%)	
Rated supply current (A)	Max. 40	Max. 10
Power frequency	48...63 Hz	
Control voltage VDC	24 (-20%...+25%)	
Control current A	Max. 50 (no overload permissible)	
DC Bus voltage VDC	270...700	
Rated current A	21 (1-phase) 42 (3-phase)	10 (1-phase) 10 (3-phase)
Peak current A	42 (1-phase) 84 (3-phase)	20 (1-phase) 20 (3-phase)
Continuous output kW (hp)	22.1 (0.03 hp) at 3-phase 400 V AC	
Peak output kW/hp	44.2 (0.06hp) at 3-phase 400 V AC	
Sercos interface	Integrated	
Bleeder	Integrated	
EMC filter	Integrated	
Housing dimensions (D x W x H)	270 x 89 x 310 mm (10.630 x 3.504 x 12.205 in.)	
Protection rating	IP20	
Certifications	CE, ULus, and CSA	

(1) an external mains filter is required when total Power (Motor) cable lengths > 150 m (492.13 ft).



LXM62PD●●A11000

VW3E6003

Power supply modules

Item	Function
1	Reset button
H1	Status LED
H2	S3 Port 1 LED
H3	S3 LED
H4	S3 Port 2 LED
2	QR code: direct access to product information

Connector	Function
CN1	Busbar Module
CN2, CN3	Sercos communication
CN4	Ready relay output
CN5	24 VDC
CN6	Mains connection
CN7	DC bus output

Performance for parallel connection

Number of power supply modules	Intermediate circuit		Allowed DC bus capacitance
	Continuous current	Peak current	
1	42 A	84 A	12.5 mF
2	73.9 A	147 A	21.9 mF
3	110.9 A	189 A	31.3 mF

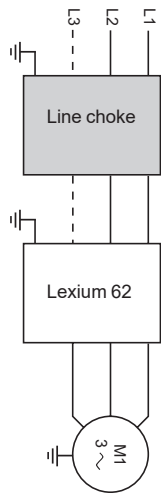
Power supply and accessory

Designation	Description	Reference	Weight kg/lb
Power supply modules for Lexium 62 servo drives and Lexium 62 ILM servo modules	■ 22.1/44.2 kW (0.03 / 0.06 hp) @ 400 VAC	LXM62PD84A11000	6.300 / 13.89
	■ Continuous current 42 A / 84 A		
	■ Pulse energy 4000 Ws		
Accessory kit	■ 5.2 / 10.4 kW (0.007 / 0.014 hp) @ 400 VAC	LXM62PD20A11000	6.300 / 13.89
	■ Continuous current 10 A / 20 A		
	■ Pulse energy 4000 Ws		
Accessory kit	■ 1 connection cable for Sercos bus	VW3E6003	0.090 / 0.20
	■ 1 connector, CN4		
	■ 1 connector, CN5 for 24 V DC power supply		
	■ 1 connector, CN6 for power supply		
	■ 1 connector, CN7 for DC bus		

Lexium 62 & Motors

Multi axis servo system and servo motors for
PacDrive 3

Line chokes (option)



Lexium62 servo drive with line choke

Option: Line choke

A line choke can be used to provide improved protection against overvoltages on the line supply and to reduce harmonic distortion of the current produced by the servo drive.

The recommended chokes limit the line current.

One line choke can be connected to a number of servo drives. In such cases, the current consumption of the group of servo drives at nominal voltage is \geq the nominal current of the line choke.



VW3A455●

Designation	Line Current		Certification		Reference	Weight kg/lb
	Single-phase supply voltage	Three-phase supply voltage	CE	UL us/ CSA		
Line choke for Lexium 62 servo drive	–	4 A	✓	✓	VW3A4551	1.500/ 3.31
	–	10 A	✓	✓	VW3A4552	3.000/ 6.61
	–	16 A	✓	✓	VW3A4553	3.500/ 7.72
	–	30 A	✓	✓	VW3A4554	6.000/ 13.23
	–	60 A	✓	✓	VW3A4555	11.000/ 24.25

L	
LXM62DC13C21000	5
	6
LXM62DC13E21000	5
	6
LXM62DD15C21000	5
	6
LXM62DD15D21000	5
	6
LXM62DD15E21000	5
	6
LXM62DD15F21000	5
	6
LXM62DD15G21000	5
	6
LXM62DD27C21000	5
	6
LXM62DD27D21000	5
	6
LXM62DD27E21000	5
	6
LXM62DD27F21000	5
	6
LXM62DD27G21000	5
	6
LXM62DD45C21000	5
	6
LXM62DD45E21000	5
	6
LXM62DD45G21000	5
	6
LXM62DU60C21000	5
	6
LXM62DU60D21000	5
	6
LXM62DU60E21000	5
	6
LXM62DU60F21000	5
	6
LXM62DU60G21000	5
	6
LXM62LS18A01000	7
LXM62LT00A01000	7
LXM62PD20A11000	8
LXM62PD84A11000	8

V	
VPM030000000	7
VW3A4551	9
VW3A4552	9
VW3A4553	9
VW3A4554	9
VW3A4555	9
VW3E2092R005	7
VW3E6001	7
VW3E6002	7
VW3E6003	8
VW3E6005	7
VW3E6016	7
VW3E6027	7
VW3E6052	7
VW3E6053	7

Life Is On



Learn more about our products at
www.schneider-electric.com

The information provided in this documentation contains general descriptions and/or technical characteristics of the performance of the products contained herein. This documentation is not intended as a substitute for and is not to be used for determining suitability or reliability of these products for specific user applications. It is the duty of any such user or integrator to perform the appropriate and complete risk analysis, evaluation and testing of the products with respect to the relevant specific application or use thereof. Neither Schneider Electric nor any of its affiliates or subsidiaries shall be responsible or liable for misuse of the information contained herein.

Design: Schneider Electric
Photos: Schneider Electric

Schneider Electric Industries SAS

Head Office
35, rue Joseph Monier - CS 30323
F-92500 Rueil-Malmaison Cedex
France

DIA7ED2160305EN
October 2020 - V4.0